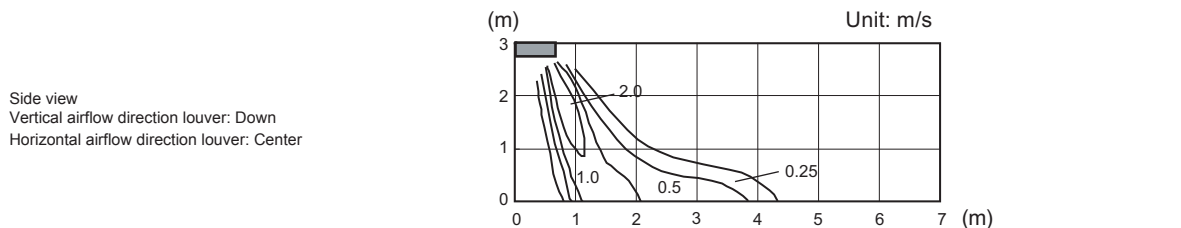
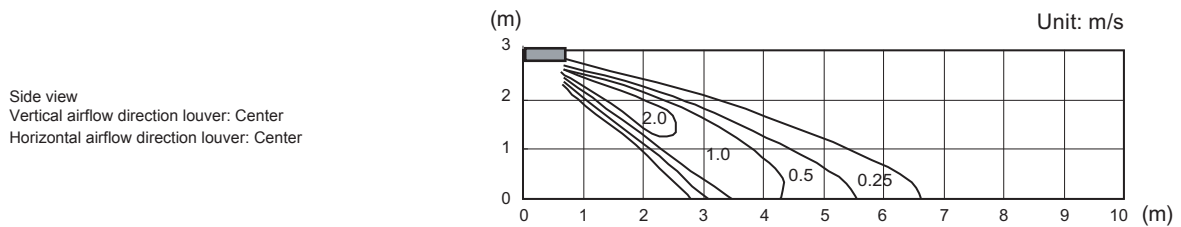
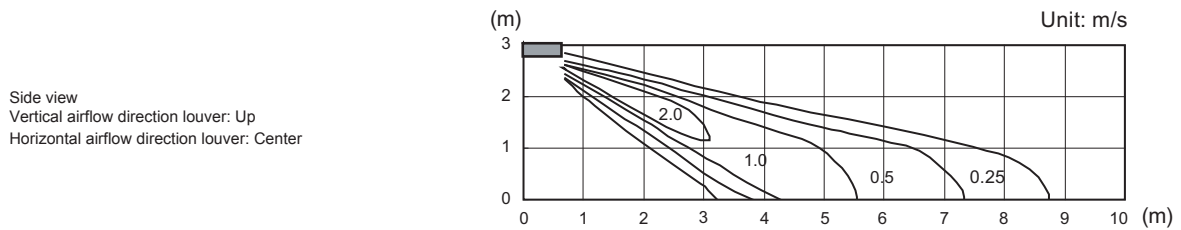
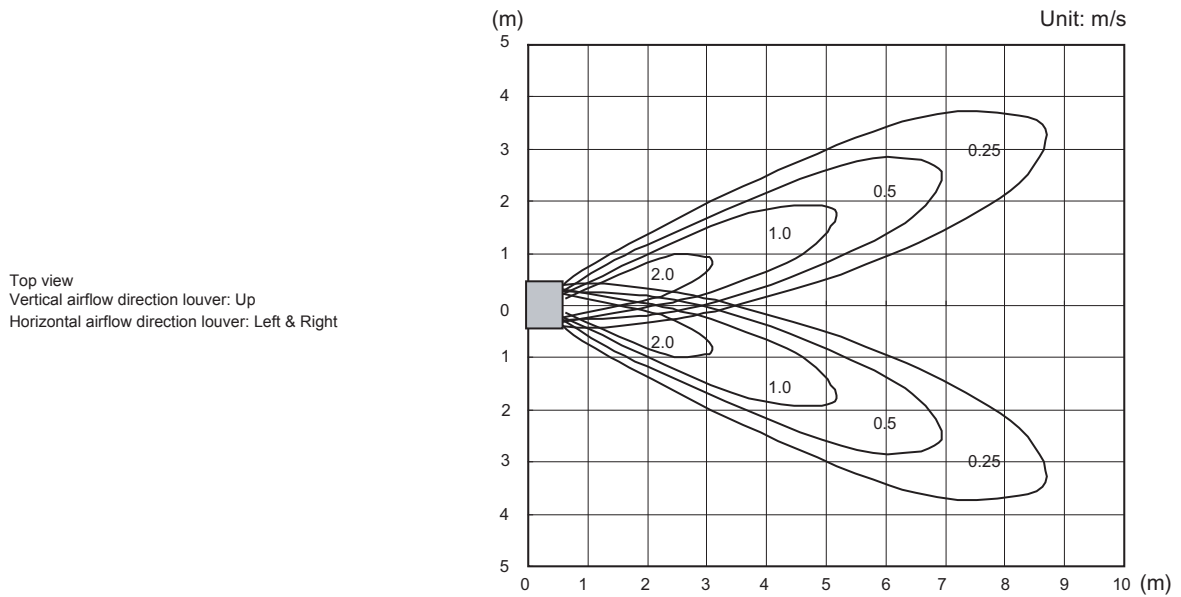
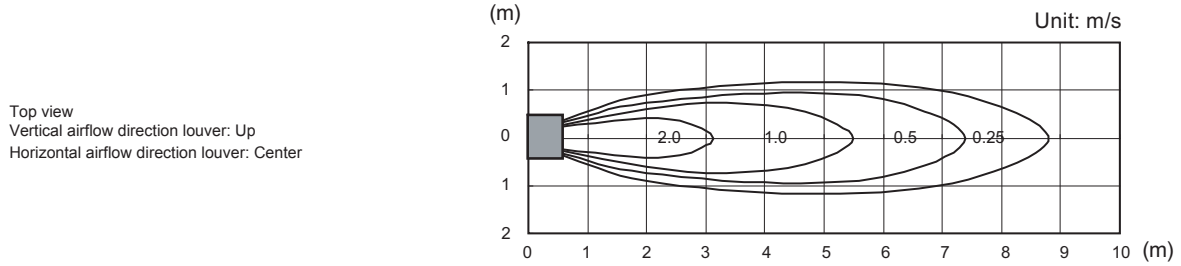


5. Fan performance

5-1. Air velocity and temperature distributions

■ Model: ABYG18LVTB (Under ceiling)

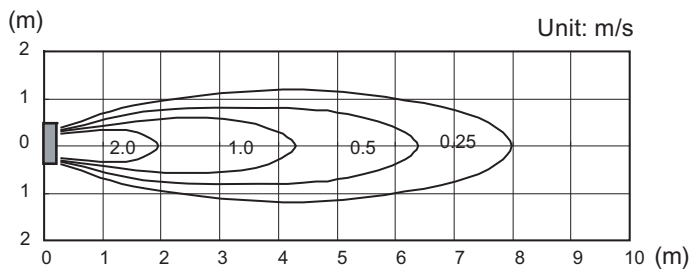
Measuring conditions	Fan speed	Operation mode
	HIGH	FAN



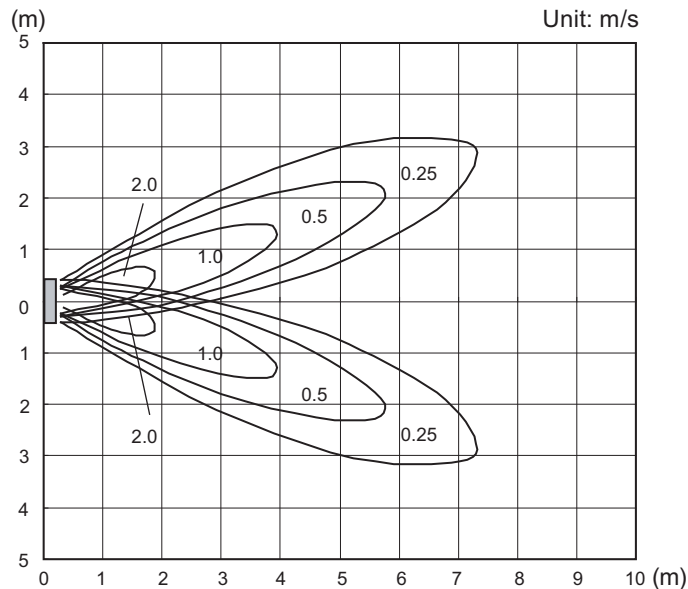
Model: ABYG18LVTB (Floor console)

Measuring conditions	Fan speed	Operation mode
	HIGH	FAN

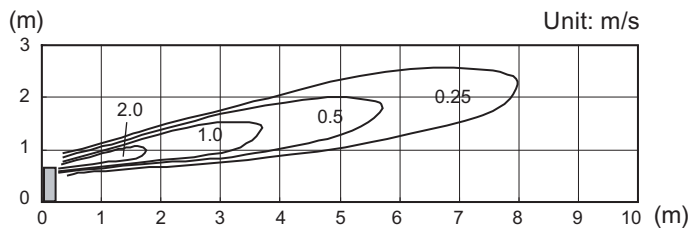
Top view
Vertical airflow direction louver: Down
Horizontal airflow direction louver: Center



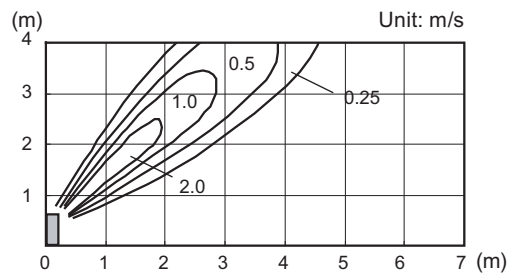
Top view
Vertical airflow direction louver: Down
Horizontal airflow direction louver: Left & Right



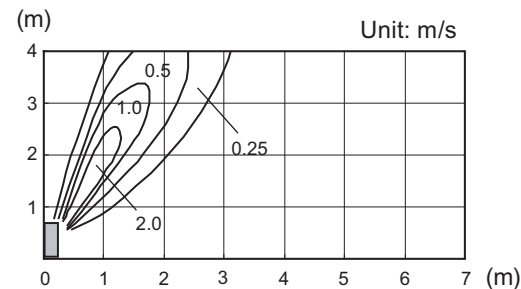
Side view
Vertical airflow direction louver: Down
Horizontal airflow direction louver: Center



Side view
Vertical airflow direction louver: Center
Horizontal airflow direction louver: Center



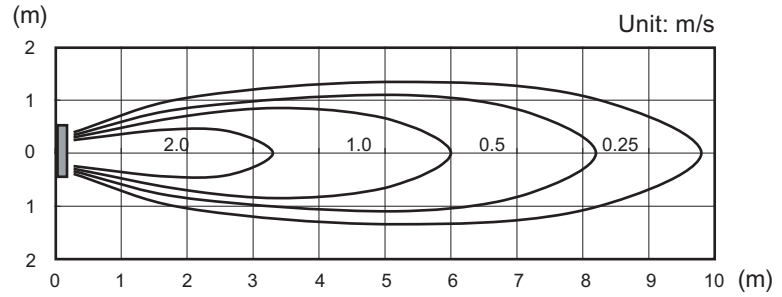
Side view
Vertical airflow direction louver: Up
Horizontal airflow direction louver: Center



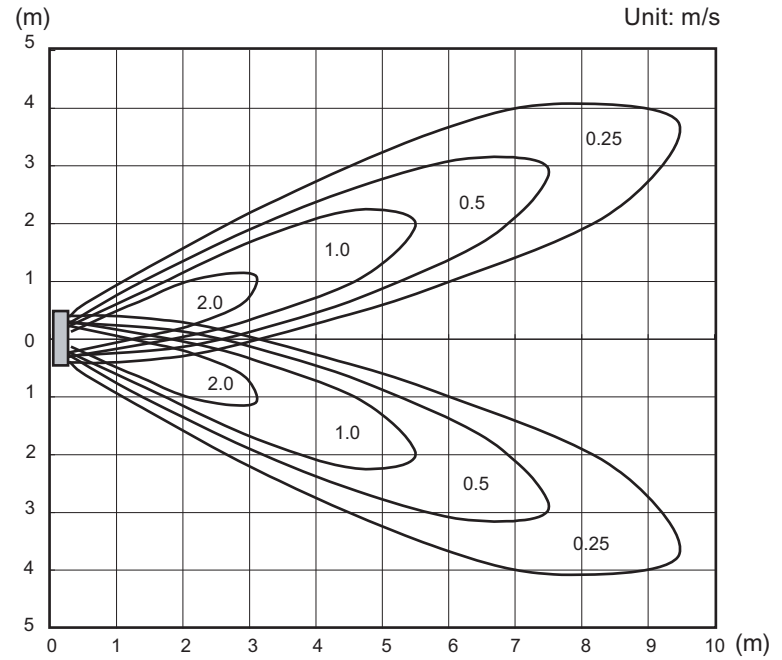
Model: ABYG24LVTA (Under ceiling)

Measuring conditions	Fan speed	Operation mode
	HIGH	FAN

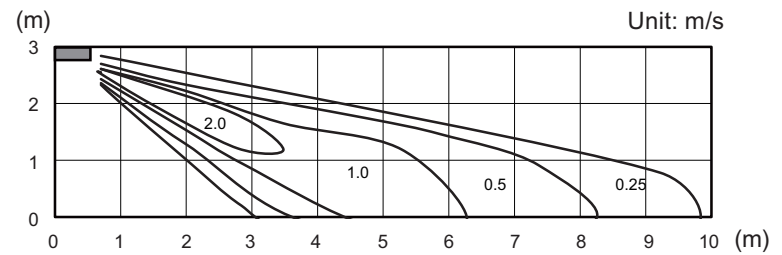
Top view
Vertical airflow direction louver: Up
Horizontal airflow direction louver: Center



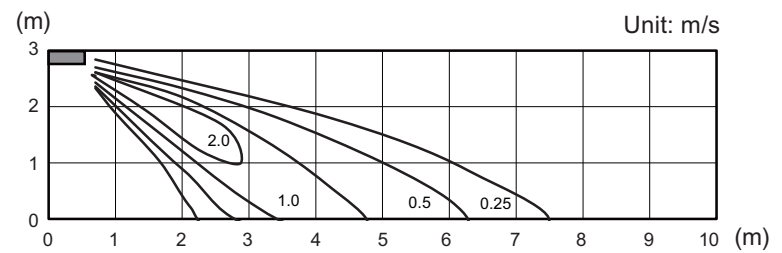
Top view
Vertical airflow direction louver: Up
Horizontal airflow direction louver: Left & Right



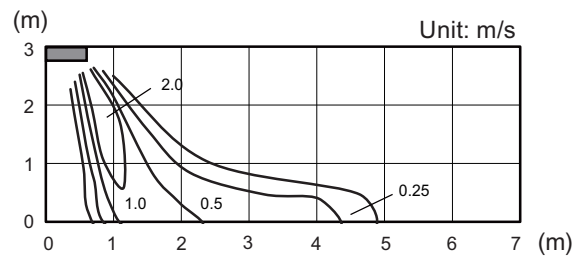
Side view
Vertical airflow direction louver: Up
Horizontal airflow direction louver: Center



Side view
Vertical airflow direction louver: Center
Horizontal airflow direction louver: Center



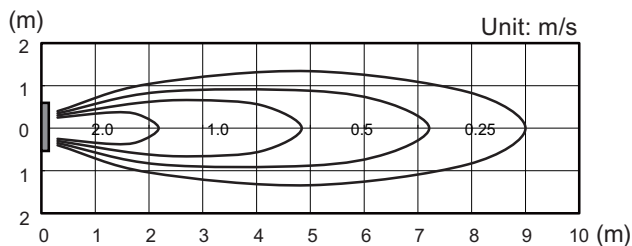
Side view
Vertical airflow direction louver: Down
Horizontal airflow direction louver: Center



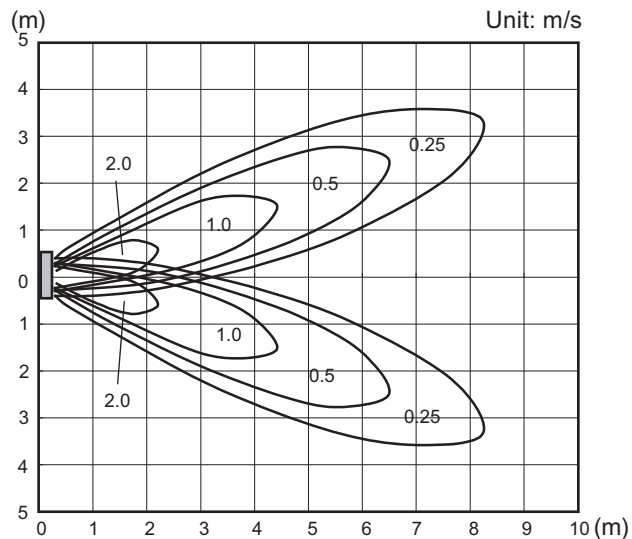
Model: ABYG24LVTA (Floor console)

Measuring conditions	Fan speed	Operation mode
	HIGH	FAN

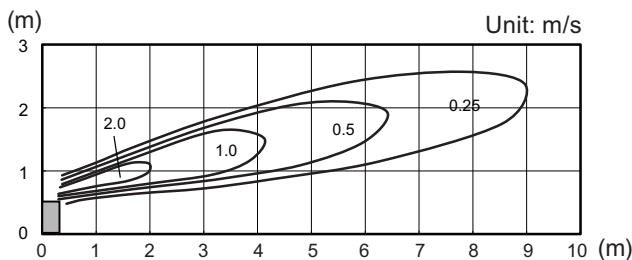
Top view
Vertical airflow direction louver: Down
Horizontal airflow direction louver: Center



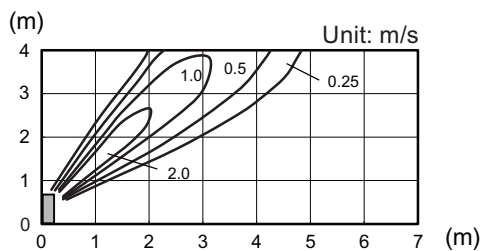
Top view
Vertical airflow direction louver: Down
Horizontal airflow direction louver: Left & Right



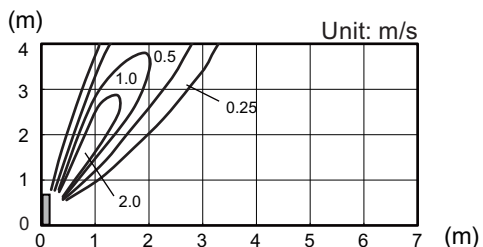
Side view
Vertical airflow direction louver: Down
Horizontal airflow direction louver: Center



Side view
Vertical airflow direction louver: Center
Horizontal airflow direction louver: Center



Side view
Vertical airflow direction louver: Up
Horizontal airflow direction louver: Center



5-2. Airflow

Conversion factor:

- $1 \text{ m}^3/\text{h} = 0.2778 \text{ l/s} = 0.5886 \text{ CFM}$
- $3.6 \text{ m}^3/\text{h} = 1 \text{ l/s}$
- $1.699 \text{ m}^3/\text{h} = 1 \text{ CFM}$

■ Model: ABYG18LVTB

● Cooling

Fan speed	Airflow	
HIGH	m ³ /h	780
	l/s	217
	CFM	459
MED	m ³ /h	700
	l/s	194
	CFM	412
LOW	m ³ /h	560
	l/s	156
	CFM	330
QUIET	m ³ /h	500
	l/s	139
	CFM	294

● Heating

Fan speed	Airflow	
HIGH	m ³ /h	780
	l/s	217
	CFM	459
MED	m ³ /h	700
	l/s	194
	CFM	412
LOW	m ³ /h	560
	l/s	156
	CFM	330
QUIET	m ³ /h	500
	l/s	139
	CFM	294

■ Model: ABYG24LVTA

● Cooling

Fan speed	Airflow	
HIGH	m ³ /h	980
	l/s	272
	CFM	577
MED	m ³ /h	820
	l/s	228
	CFM	483
LOW	m ³ /h	680
	l/s	189
	CFM	400
QUIET	m ³ /h	540
	l/s	150
	CFM	318

● Heating

Fan speed	Airflow	
HIGH	m ³ /h	980
	l/s	272
	CFM	577
MED	m ³ /h	820
	l/s	228
	CFM	483
LOW	m ³ /h	680
	l/s	189
	CFM	400
QUIET	m ³ /h	540
	l/s	150
	CFM	318