







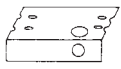


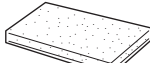






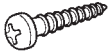







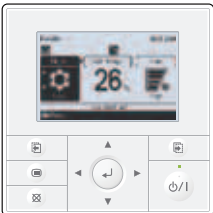
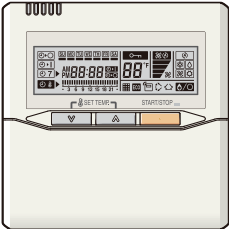

11. Accessories

11-1. Models: ABYG18LVTB and ABYG24LVTA

Part name	Exterior	Q'ty	Part name	Exterior	Q'ty
Operating manual		1	Special nut For suspending the indoor unit from ceiling		4
Installation manual		1	Cable tie (Large) For fixing the drain hose		1
Cover plate (Left)		1	Cable tie (Small) For electrical wiring		2
Cover plate (Right)		1	Wire clammer For electrical wiring		1
Installation template Positioning for under ceiling type		1	Drain hose		1
Bracket (Left) For suspending the indoor unit from ceiling		1	Drain hose insulation Adhesive type 100 × 220 mm		1
Bracket (Right) For suspending the indoor unit from ceiling		1	Hose band For installing drain hose		1
Wall bracket For suspending the indoor unit on the wall		2	VT wire For fixing the drain hose L = 280 mm		1
Tapping screw		2	Remote controller		1
Tapping screw For fixing the wall bracket		6	Battery		2
Coupler heat insulator (Large) For indoor side pipe joint (Large pipe)		1	Remote controller holder		1
Coupler heat insulator (Small) For indoor side pipe joint (Small pipe)		1	Tapping screw For remote controller holder installation		2

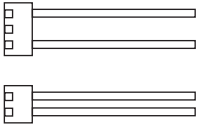
12. Optional parts

12-1. Controllers

Exterior	Part name	Model name	Summary
	Wired remote controller	UTY-RVNYM	Large and full-dot liquid crystal screen, wide and large keys easy to press, user-intuitive arrow key. Wire type: Polar 3-wire
	Wired remote controller	UTY-RNNYM	Room temperature can be controlled by detecting the temperature accurately with built-in thermo sensor. Wire type: Polar 3-wire
	Simple remote controller	UTY-RSNYM	Compact remote controller concentrates on the basic functions such as Start/Stop, fan control, temperature setting, and operation mode. Wire type: Polar 3-wire

NOTE: Available functions may differ by the remote controller. For details, refer to the operation manual.

12-2. Others

Exterior	Part name	Model name	Summary
	External connect kit	UTY-XWZX	Use to connect with various peripheral devices and air conditioner PCB.