

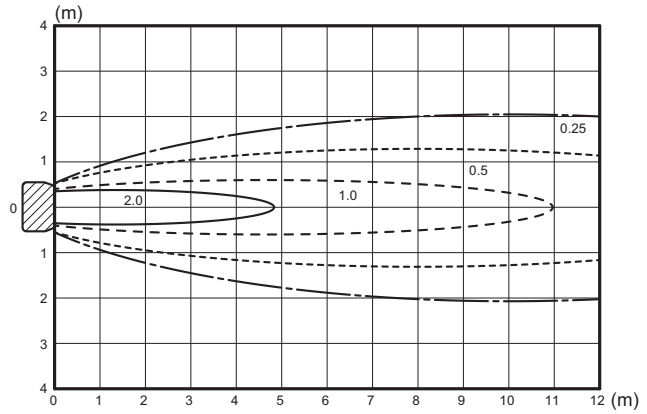
Model: ABYG30KRTA

CEILING TYPE
ABYG18-45KRTA

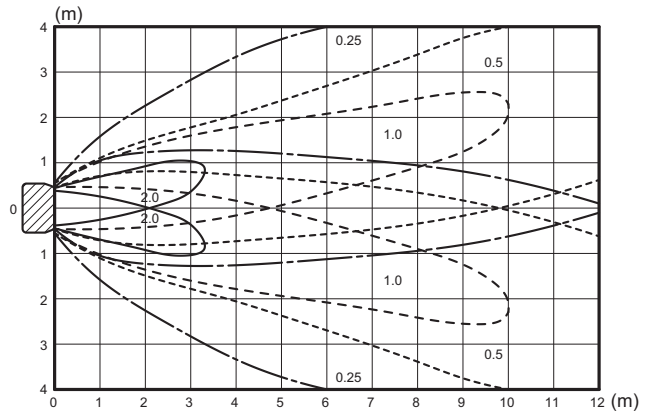
CEILING TYPE
ABYG18-45KRTA

Measuring conditions	Fan speed	Operation mode
	HIGH	FAN

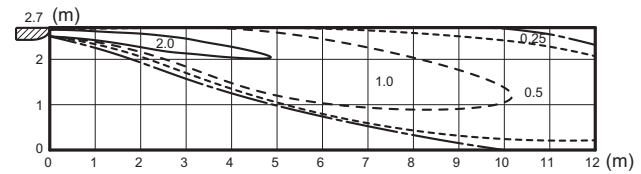
Top view
Vertical airflow direction louver: Up
Horizontal airflow direction louver: Center



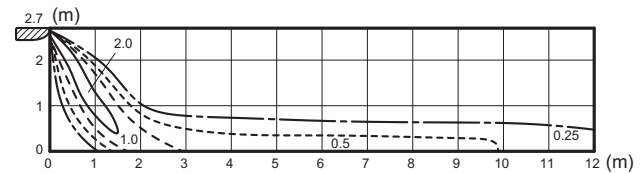
Top view
Vertical airflow direction louver: Up
Horizontal airflow direction louver: Left & Right



Side view
Vertical airflow direction louver: Up
Horizontal airflow direction louver: Center



Side view
Vertical airflow direction louver: Down
Horizontal airflow direction louver: Center



■ Model: ABYG30KRTA

● Cooling

Fan speed	Airflow	
HIGH	m ³ /h	1,400
	l/s	389
	CFM	824
MED	m ³ /h	1,120
	l/s	311
	CFM	659
LOW	m ³ /h	980
	l/s	272
	CFM	577
QUIET	m ³ /h	800
	l/s	222
	CFM	471

● Heating

Fan speed	Airflow	
HIGH	m ³ /h	1,400
	l/s	389
	CFM	824
MED	m ³ /h	1,120
	l/s	311
	CFM	659
LOW	m ³ /h	980
	l/s	272
	CFM	577
QUIET	m ³ /h	800
	l/s	222
	CFM	471