
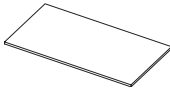
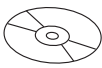
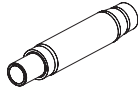














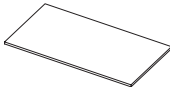
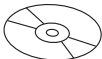
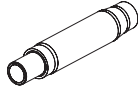











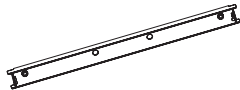




## 11. Accessories

### 11-1. Models: ABYG18KRTA and ABYG22KRTA


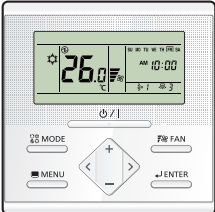



Part name	Exterior	Q'ty	Part name	Exterior	Q'ty
Operating manual		1	Insulation		1
Operating manual (CD-ROM)		1	Drain hose		1
Installation manual		1	Hose band		1
Template		1	Cable tie (large)		4
M10 nut A (with flange)		4	Cable tie (small)		1
M10 nut B (with spring lock washer)		4	Remote controller cable hole cap		1
Washer		8	Tapping screw (White)		6
Coupler heat insulation (large)		1	Tapping screw		3
Coupler heat insulation (small)		1			

## 11-2. Models: ABYG24KRTA, ABYG30KRTA, ABYG36KRTA, and ABYG45KRTA

Part name	Exterior	Q'ty	Part name	Exterior	Q'ty
Operating manual		1	Insulation		1
Operating manual (CD-ROM)		1	Drain hose		1
Installation manual		1	Hose band		1
Template		1	Cable tie (large)		4
M10 nut A (with flange)		4	Cable tie (small)		1
M10 nut B (with spring lock washer)		4	Remote controller cable hole cap		1
Washer		8	Tapping screw (White)		6
Coupler heat insulation (large)		1	Casing guard		1
Coupler heat insulation (small)		1	Tapping screw		3

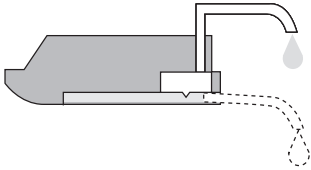
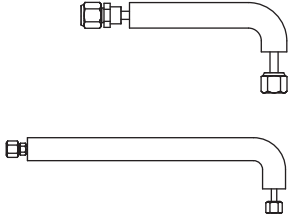
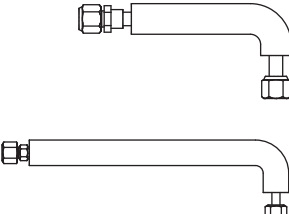


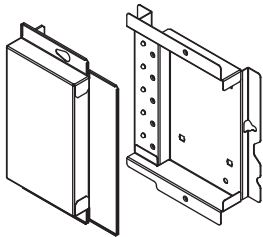


## 12. Optional parts





### 12-1. Controllers

Exterior	Part name	Model name	Summary
	Wired remote controller	UTY-RNRYZ*	Easy finger touch operation with LCD panel. Backlit LCD enables easy operation in a dark room. Wire type: Non-polar 2-wire
	Wired remote controller	UTY-RLRY	High visibility and easy operation. Room temperature can be accurately controlled using the built-in thermo sensor. Wire type: Non-polar 2-wire
	Simple remote controller	UTY-RSRY	Compact remote controller concentrates on the basic functions such as Start/Stop, fan control, temperature setting, and operation mode. Wire type: Non-polar 2-wire
	Simple remote controller	UTY-RHRY	Compact remote controller concentrates on the basic functions such as Start/Stop, fan control, and temperature setting. Wire type: Non-polar 2-wire
	IR receiver kit with wireless remote controller	UTY-LBTHY	Unit control is performed by wireless remote controller.

**NOTE:** Available functions may differ by the remote controller. For details, refer to the operation manual.

## 12-2. Others

Exterior	Part name	Model name	Summary
	Drain pump unit	UTR-DPB24T	Optional drain lift-up mechanism allows more flexible installation.
	Auxiliary pipe assembly	UTP-FX24A	For piping direction other than right-rear piping. <ul style="list-style-type: none"> <li>For gas: 6.35 mm (1/4 in)</li> <li>For liquid: 12.70 mm (1/2 in)</li> </ul>
	Auxiliary pipe assembly	UTP-FX35A	For piping direction other than right-rear piping. <ul style="list-style-type: none"> <li>For gas: 9.52 mm (3/8 in)</li> <li>For liquid: 15.88 mm (5/8 in)</li> </ul>
	External connect kit	UTY-XWZXZG	Use to connect with various peripheral devices and air conditioner PCB. For control output port.
	External input and output PCB	UTY-XCSX	Use to connect with external devices and air conditioner PCB.
	External input and output PCB box	UTZ-GXEA	For installing the External input and output PCB.
	Wireless LAN adapter	UTY-TFSXZ1	Remotely manage an air conditioning system using mobile devices such as smartphones and tablets. For connection indoor unit with UART interface.
	Modbus converter	UTY-VMSX	For connection between indoor unit with UART interface and a Modbus open network.

Exterior	Part name	Model name	Summary
	KNX converter	UTY-VKSX	For connection between indoor unit with UART interface and a KNX open network.
	Split system converter	UTY-VTGX	This converter is required when connecting single split system to VRF network system.
	Split system converter (AC power supply)	UTY-VTGXV	This converter is required when connecting single split system to VRF network system.
	External switch controller	UTY-TERX	Air conditioner switching can be controlled by connecting other external sensor switches.

**NOTE:** Combined use of following optional parts and Wireless LAN adapter (UTY-TFSXZ1) is not allowed.

- External input and output PCB (UTY-XCSX)
- Modbus converter
- KNX converter