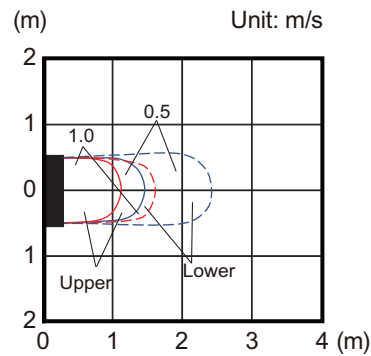


# Models: AG\*A007GCGH, AG\*A009GCGH, AG\*E007GCEH, and AG\*E009GCEH

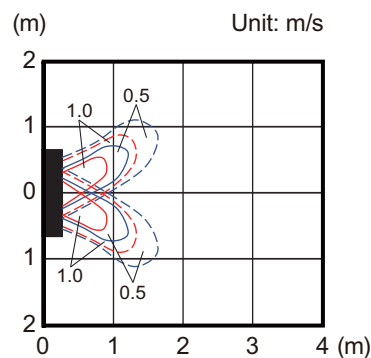
Measuring conditions	Fan speed	Operation mode	Fan select
	HIGH	FAN	Upper & Lower

• Air velocity distribution

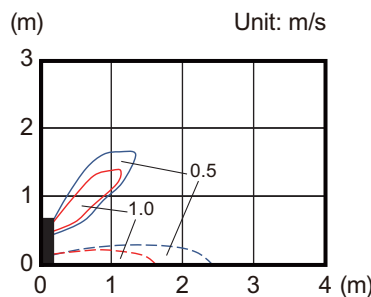
Top view  
Vertical airflow direction louver: Up  
Horizontal airflow direction louver: Center



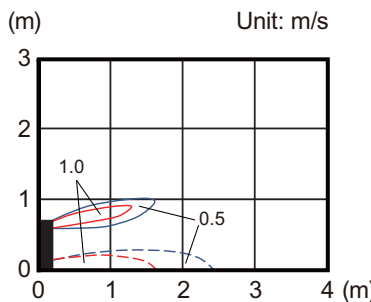
Top view  
Vertical airflow direction louver: Up  
Horizontal airflow direction louver: Left & Right



Side view  
Vertical airflow direction louver: Up  
Horizontal airflow direction louver: Center



Side view  
Vertical airflow direction louver: Center  
Horizontal airflow direction louver: Center



INDOOR  
UNITS

INDOOR  
UNITS