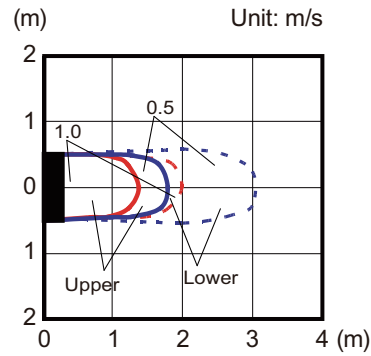


Models: AG*A014GCGH and AG*E014GCEH

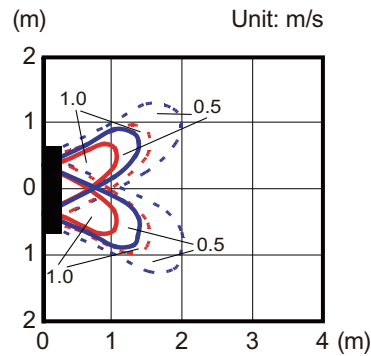
Measuring conditions	Fan speed	Operation mode	Fan select
	HIGH	FAN	Upper & Lower

• Air velocity distribution

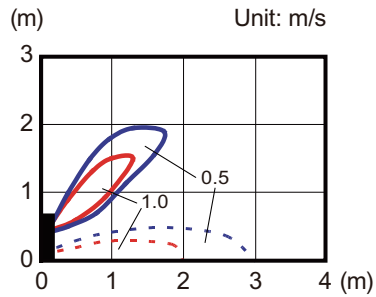
Top view
 Vertical airflow direction louver: Up
 Horizontal airflow direction louver: Center



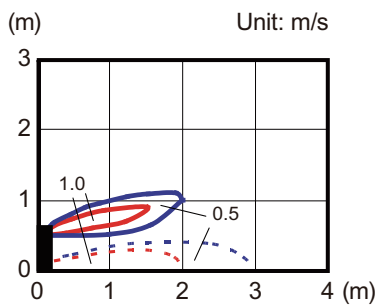
Top view
 Vertical airflow direction louver: Up
 Horizontal airflow direction louver: Left & Right



Side view
 Vertical airflow direction louver: Up
 Horizontal airflow direction louver: Center



Side view
 Vertical airflow direction louver: Center
 Horizontal airflow direction louver: Center



INDOOR UNITS

INDOOR UNITS