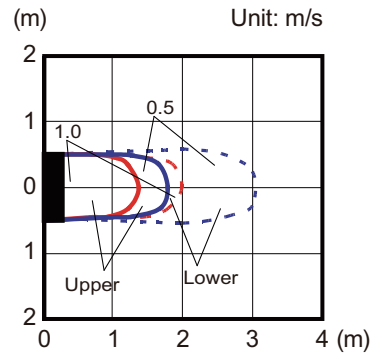


# Models: AG\*A014GCGH and AG\*E014GCEH

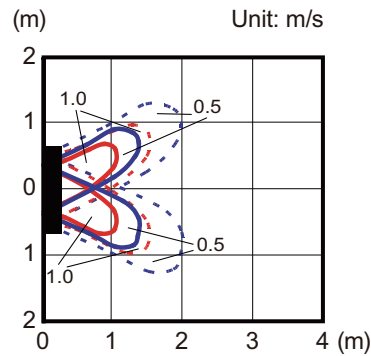
Measuring conditions	Fan speed	Operation mode	Fan select
	HIGH	FAN	Upper & Lower

• Air velocity distribution

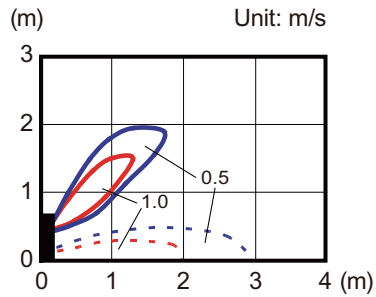
Top view  
 Vertical airflow direction louver: Up  
 Horizontal airflow direction louver: Center



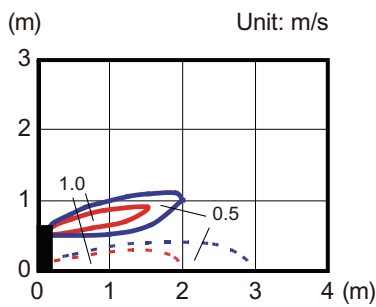
Top view  
 Vertical airflow direction louver: Up  
 Horizontal airflow direction louver: Left & Right



Side view  
 Vertical airflow direction louver: Up  
 Horizontal airflow direction louver: Center



Side view  
 Vertical airflow direction louver: Center  
 Horizontal airflow direction louver: Center



INDOOR UNITS

INDOOR UNITS