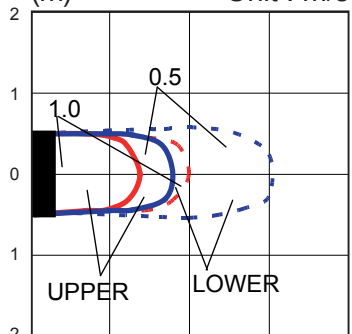


# 7. FAN PERFORMANCE AND CAPACITY

## 7-1. AIR VELOCITY DISTRIBUTION

### ■ MODEL: AG\*G09LVCA, AG\*G12LVCA, AG\*G14LVCA

(m) Unit : m/s



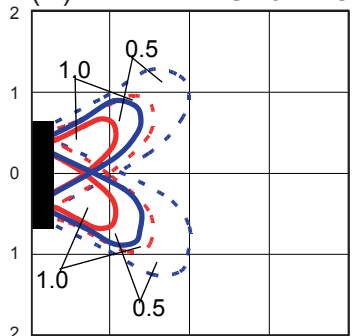
TOP VIEW  
FLOW CONTROL PANEL : Horiz.  
LOUVER : Center

Conditions:

- Fan speed : HI
- Operation mode : FAN
- Fan select : UPPER&LOWER
- : UPPER FAN
- - - - - : LOWER FAN

(m)

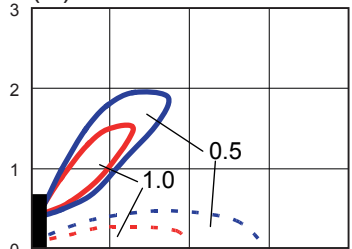
(m) Unit : m/s



TOP VIEW  
FLOW CONTROL PANEL : Horiz.  
LOUVER : Right & Left

(m)

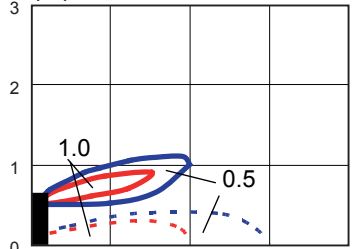
(m) Unit : m/s



SIDE VIEW  
FLOW CONTROL PANEL : Vert  
LOUVER : Center

(m)

(m) Unit : m/s



SIDE VIEW  
FLOW CONTROL PANEL : Horiz.  
LOUVER : Center

(m)

## 7-2. AIRFLOW

### ■ MODEL: AG\*G09LVCA, AG\*G12LVCA

#### ● Cooling

Fan speed	Number of rotations [r.p.m] (UPPER/LOWER)	Airflow	
		m <sup>3</sup> /h	l/s
HIGH	1190/1000	m <sup>3</sup> /h	570
		l/s	158
		CFM	335
MED	1000/850	m <sup>3</sup> /h	460
		l/s	128
		CFM	271
LOW	820/690	m <sup>3</sup> /h	360
		l/s	100
		CFM	212
QUIET	660/560	m <sup>3</sup> /h	270
		l/s	75
		CFM	159

#### ● Heating

Fan speed	Number of rotations [r.p.m] (UPPER/LOWER)	Airflow	
		m <sup>3</sup> /h	l/s
HIGH	1240/1040	m <sup>3</sup> /h	600
		l/s	167
		CFM	353
MED	1040/880	m <sup>3</sup> /h	480
		l/s	133
		CFM	282
LOW	840/700	m <sup>3</sup> /h	370
		l/s	103
		CFM	218
QUIET	660/560	m <sup>3</sup> /h	270
		l/s	75
		CFM	159

## ■ MODEL: AG\*G14LVCA

### ● Cooling

Fan speed	Number of rotations [r.p.m] (UPPER/LOWER)	Airflow	
HIGH	1330/1120	m <sup>3</sup> /h	650
		l/s	181
		CFM	383
MED	1100/930	m <sup>3</sup> /h	520
		l/s	144
		CFM	306
LOW	890/750	m <sup>3</sup> /h	400
		l/s	111
		CFM	235
QUIET	660/560	m <sup>3</sup> /h	270
		l/s	75
		CFM	159

### ● Heating

Fan speed	Number of rotations [r.p.m] (UPPER/LOWER)	Airflow	
HIGH	1330/1120	m <sup>3</sup> /h	650
		l/s	181
		CFM	383
MED	1100/930	m <sup>3</sup> /h	520
		l/s	144
		CFM	306
LOW	860/730	m <sup>3</sup> /h	390
		l/s	108
		CFM	230
QUIET	660/560	m <sup>3</sup> /h	270
		l/s	75
		CFM	159