

## 3-2. Models: AOYG30KBTB, AOYG36KBTB, AOYG45KBTB, and AOYG54KBTB

### ■ Space requirement

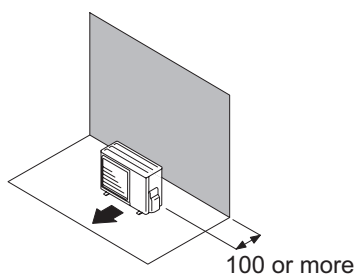
Provide sufficient installation space for product safety.

#### ● Single outdoor unit installation

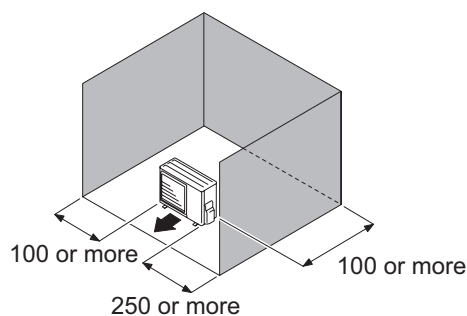
- When the upper space is open:

Unit: mm

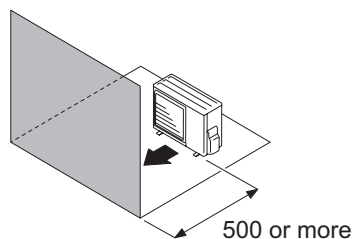
When there are obstacles at the rear only.



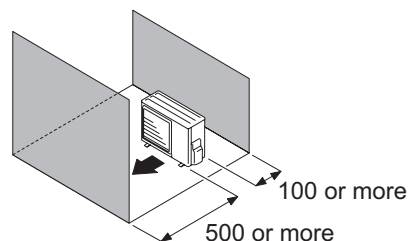
When there are obstacles at the rear and sides.



When there are obstacles at the front only.



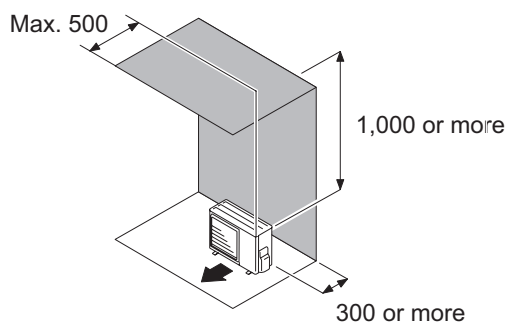
When there are obstacles at the front and rear.



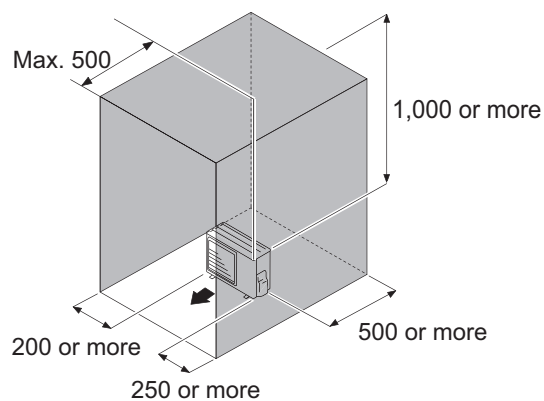
- When there is an obstruction in the upper space:

Unit: mm

When there are obstacles at the rear and above.



When there are obstacles at the rear, sides, and above.

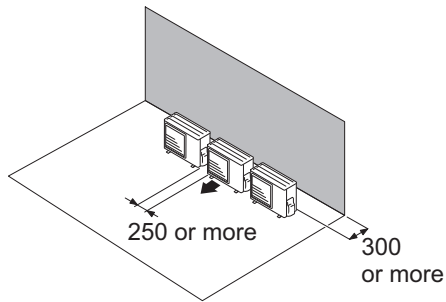


## ● Multiple outdoor unit installation

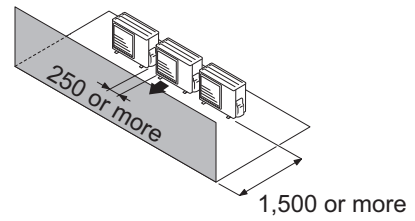
- When the upper space is open:

Unit: mm

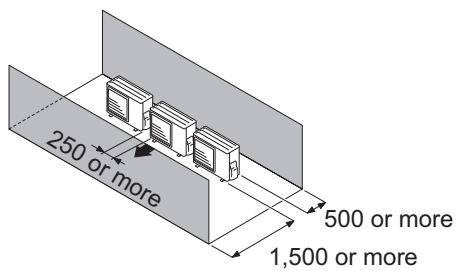
When there are obstacles at the rear only.



When there are obstacles at the front only.



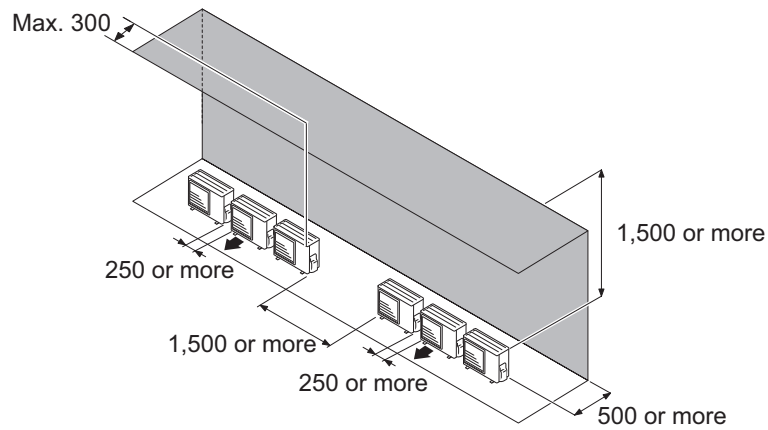
When there are obstacles at the front and rear.



- When there is an obstruction in the upper space:

Unit: mm

When there are obstacles at the rear and above.



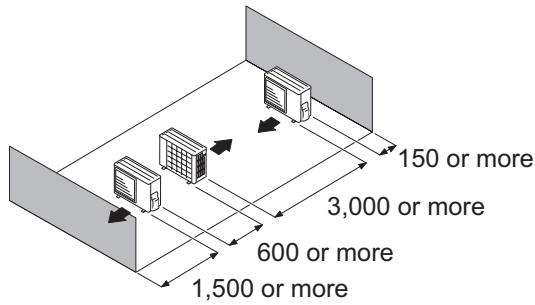
OUTDOOR UNIT  
AOYG24-54KBTB

OUTDOOR UNIT  
AOYG24-54KBTB

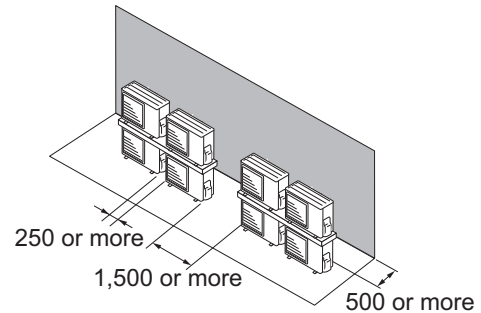
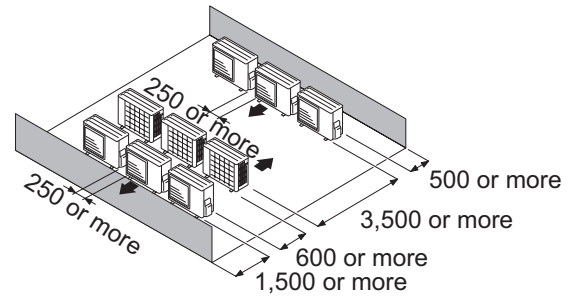
## ● Outdoor unit installation in multi-row

Unit: mm

Single parallel unit arrangement



Multiple parallel unit arrangement



### NOTES:

- If the space is larger than stated above, the condition will be the same as when there is no obstacle.
- Height above the floor level should be 50 mm or more.
- When installing the outdoor unit, be sure to open the front and left side to obtain better operation efficiency.

### ⚠ CAUTION

- Do not install the outdoor unit in two-stage where the drain water could freeze. Otherwise the drainage from the upper unit may form ice and cause a malfunction of the lower unit.
- When the outdoor temperature is 0 °C or less, do not use the accessory drain pipe and drain cap. If the drain pipe and drain cap are used, the drain water in the pipe may freeze in extremely cold climate. (For reverse cycle model only.)
- In area with heavy snowfall, if the inlet and outlet of the outdoor unit is blocked with snow, it might become difficult to get warm, and it is likely to cause product malfunction. Construct a canopy and a pedestal, or place the unit on a high stand that is locally installed.

