





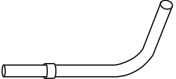



15. Accessories

Part name	Exterior	Q'ty	Part name	Exterior	Q'ty
Installation manual		1	Joint pipe B		1
Drain pipe		1	Push mount cable tie		2
Drain cap		9	Grommet edging		2
Joint pipe A		1			

16. Optional parts

Exterior	Part name	Model name	Summary
 A technical drawing of an external connect kit, showing a rectangular connector with three pins on the left side and a long, thin rectangular body extending to the right.	External connect kit	UTY-XWZXZ3	Use to operate the external input and output functions of outdoor unit.