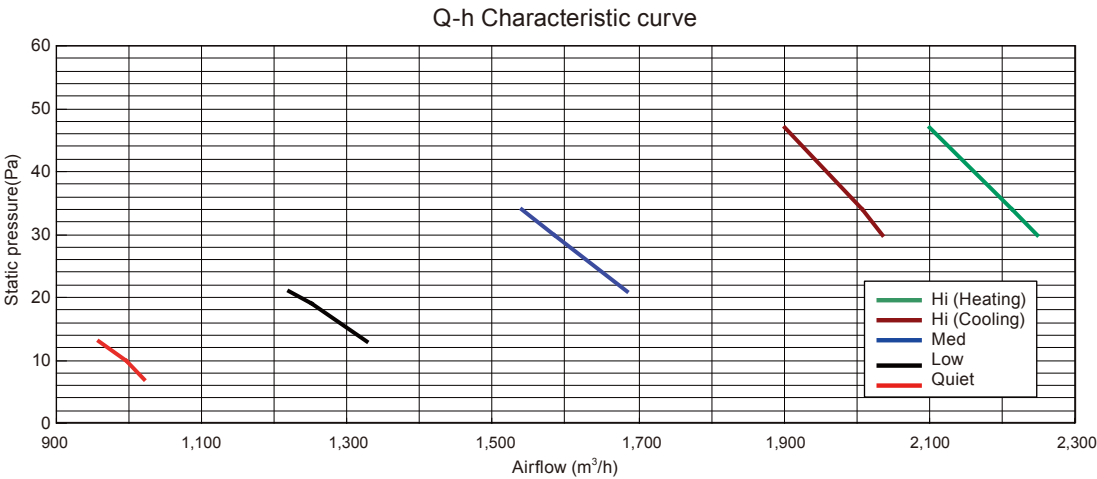


7. FAN PERFORMANCE AND CAPACITY

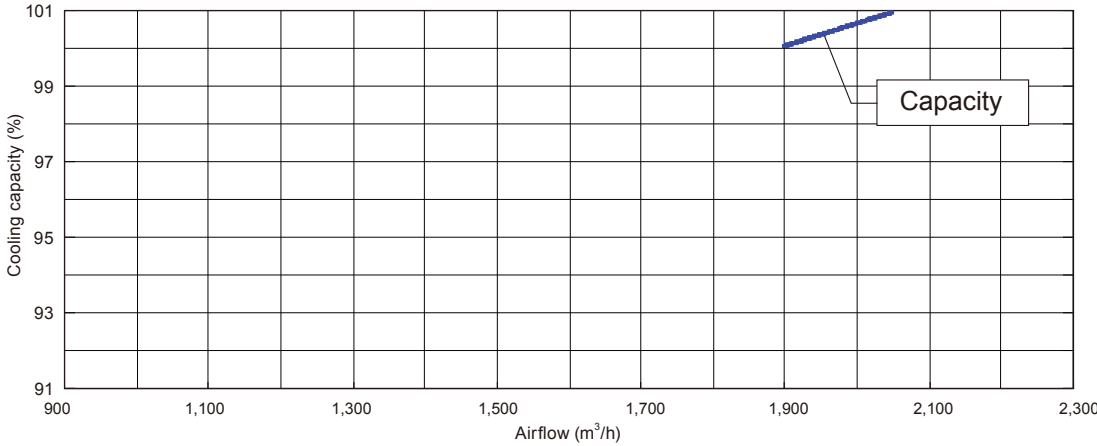
7-1. NORMAL MODE

MODEL: AR*G30LMLE

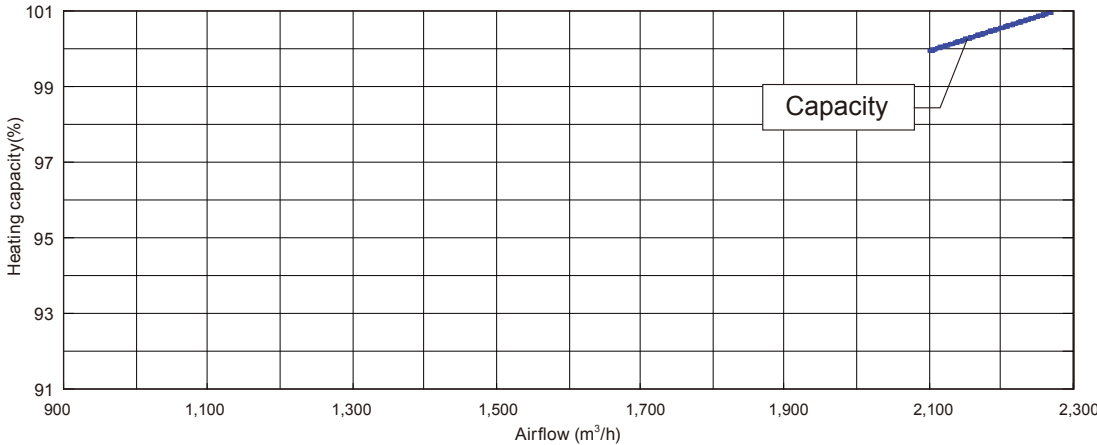
			Static pressure (Pa)							
FAN SPEED	Hi (Heating)	m ³ /h	7	10	13	19	21	30	34	47
		l/s	-	-	-	-	-	2270	2240	2100
		CFM	-	-	-	-	-	631	622	583
	Hi (Cooling)	m ³ /h	-	-	-	-	-	1336	1318	1236
		l/s	-	-	-	-	-	2050	2020	1900
		CFM	-	-	-	-	-	569	561	527
	Med	m ³ /h	-	-	-	-	-	1207	1189	1118
		l/s	-	-	-	-	-	1685	1585	1540
		CFM	-	-	-	-	-	468	440	428
	Low	m ³ /h	-	-	-	-	-	992	933	906
		l/s	-	-	-	-	-	1220	-	-
		CFM	-	-	-	-	-	339	-	-
Quiet	Quiet	m ³ /h	1020	995	960	-	-	-	-	-
		l/s	283	276	267	-	-	-	-	-
		CFM	600	586	565	-	-	-	-	-



● Cooling

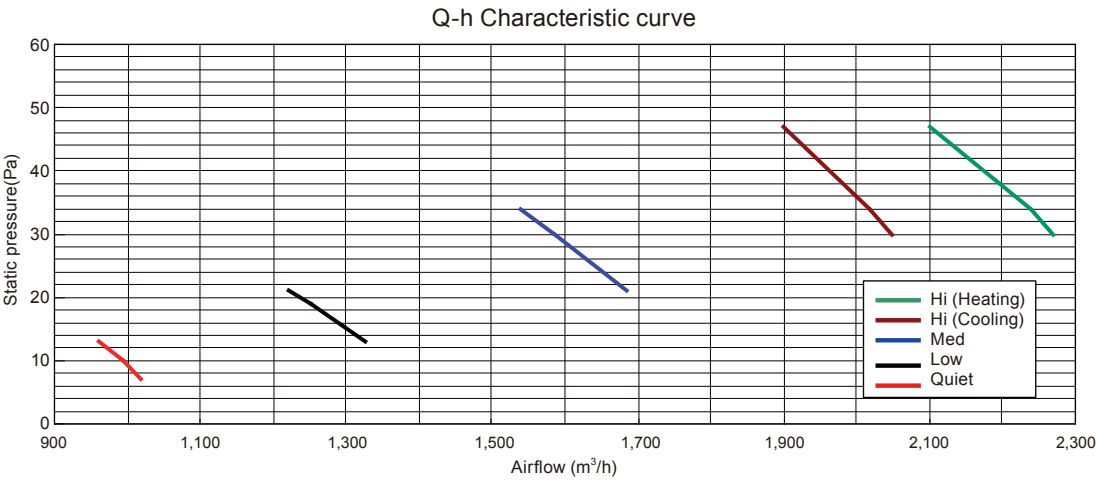


● Heating

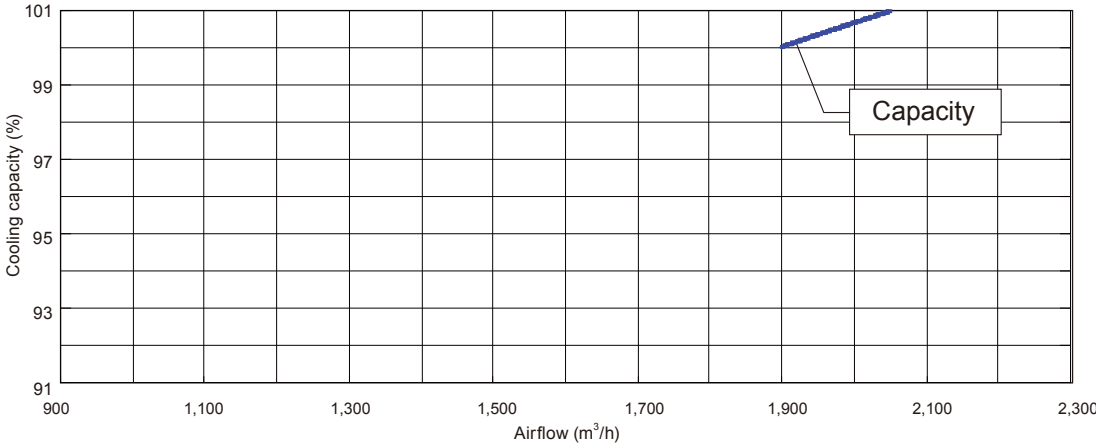


■ MODEL: AR*G36LMLE

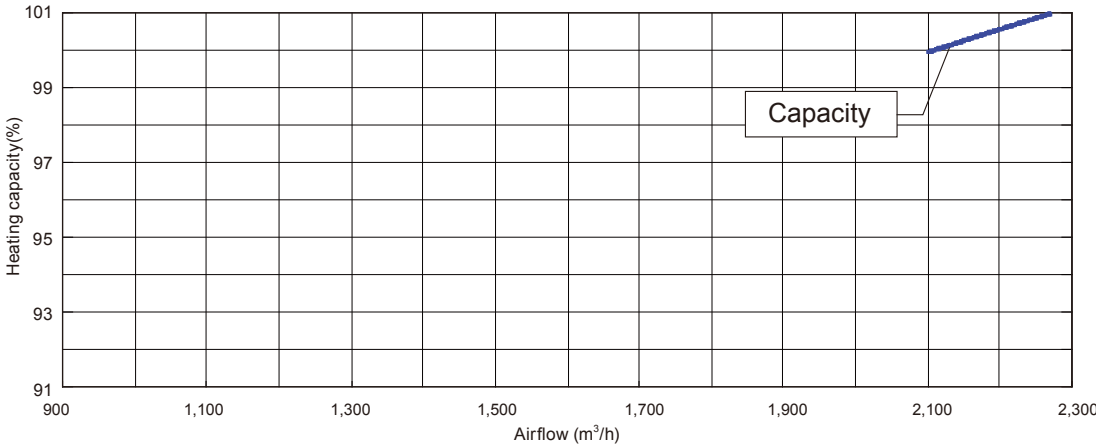
			Static pressure (Pa)							
			7	10	13	19	21	30	34	47
FAN SPEED	Hi (Heating)	m³/h	-	-	-	-	-	2270	2240	2100
		l/s	-	-	-	-	-	631	622	583
		CFM	-	-	-	-	-	1336	1318	1236
	Hi (Cooling)	m³/h	-	-	-	-	-	2050	2020	1900
		l/s	-	-	-	-	-	569	561	527
		CFM	-	-	-	-	-	1207	1189	1118
	Med	m³/h	-	-	-	-	1685	1585	1540	-
		l/s	-	-	-	-	468	440	428	-
		CFM	-	-	-	-	992	933	906	-
	Low	m³/h	-	-	1325	1250	1220	-	-	-
		l/s	-	-	368	347	339	-	-	-
		CFM	-	-	780	736	718	-	-	-
Quiet	Quiet	m³/h	1020	995	960	-	-	-	-	-
		l/s	283	276	267	-	-	-	-	-
		CFM	600	586	565	-	-	-	-	-



● Cooling



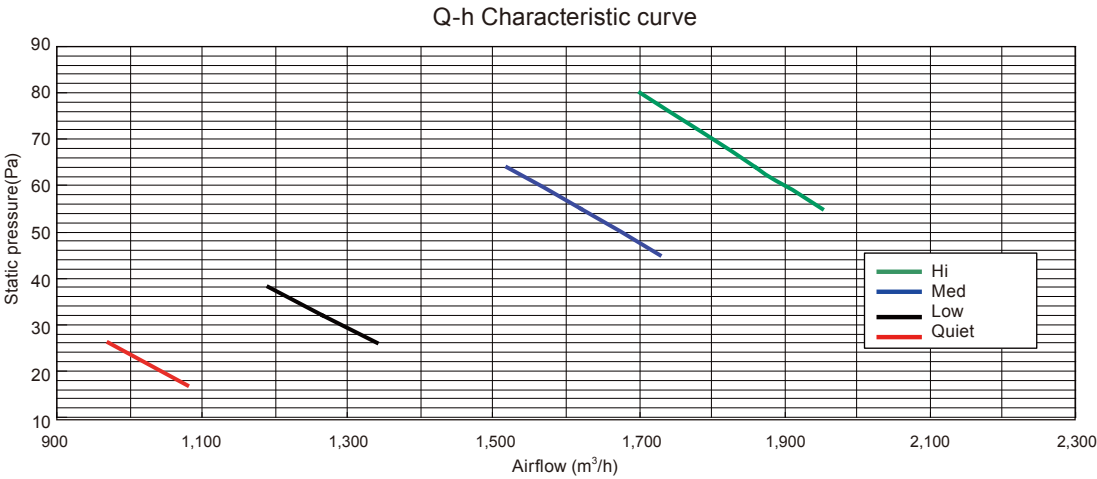
● Heating



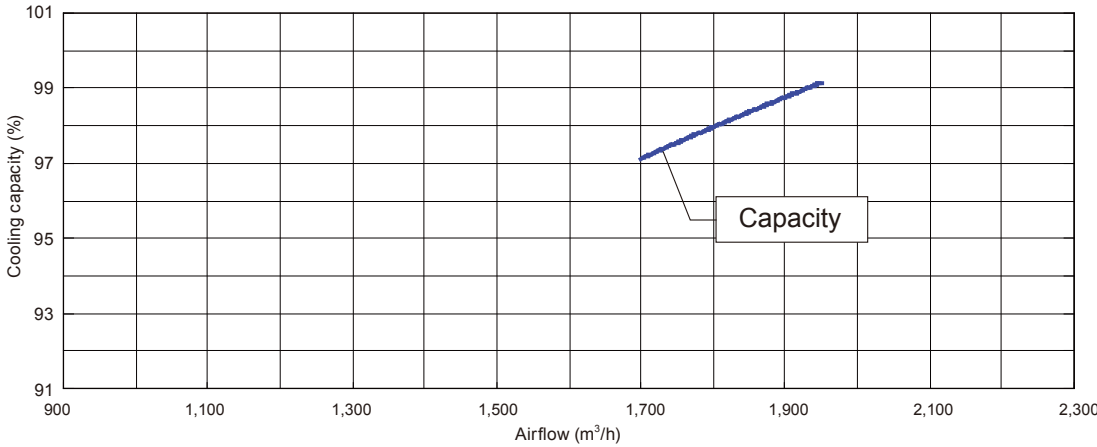
7-2. STATIC PRESSURE MODE 1

MODEL: AR*G30LMLE

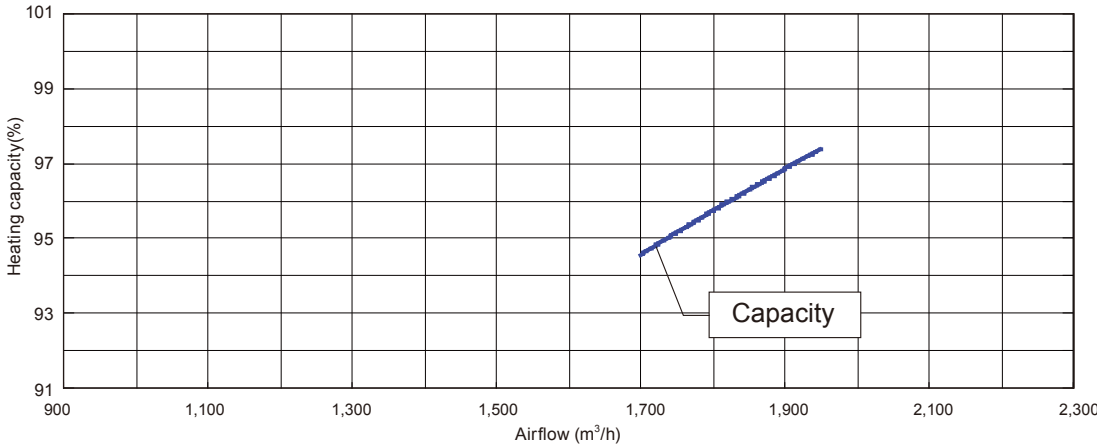
			Static pressure (Pa)							
FAN SPEED	Hi	m³/h	17	26	32	38	45	55	64	80
		l/s	-	-	-	-	-	1950	1860	1700
		CFM	-	-	-	-	-	542	517	472
	Med	m³/h	-	-	-	-	1730	1620	1520	-
		l/s	-	-	-	-	481	450	422	-
		CFM	-	-	-	-	1018	953	895	-
	Low	m³/h	-	1340	1265	1190	-	-	-	-
		l/s	-	372	351	331	-	-	-	-
		CFM	-	789	745	700	-	-	-	-
	Quiet	m³/h	1080	970	-	-	-	-	-	-
		l/s	300	269	-	-	-	-	-	-
		CFM	636	571	-	-	-	-	-	-



● Cooling

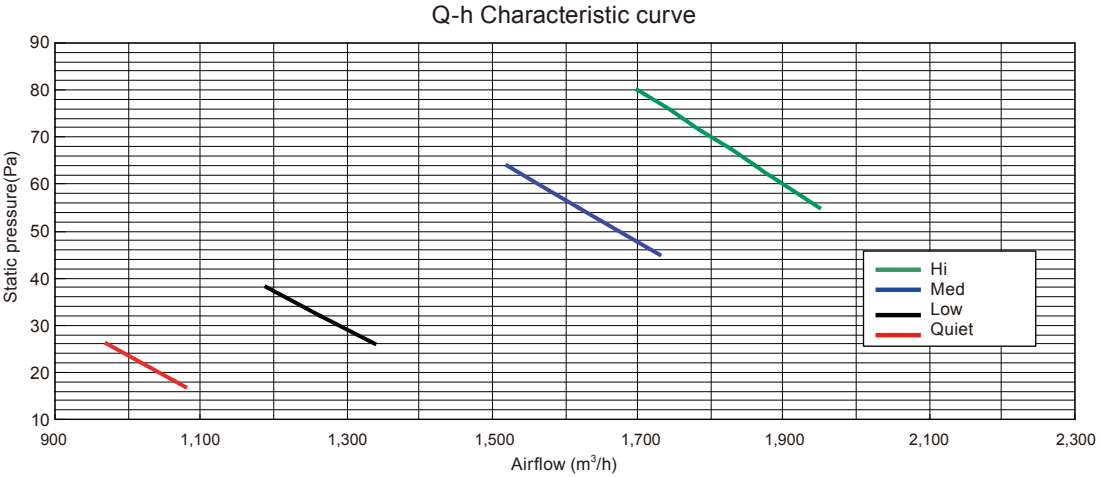


● Heating

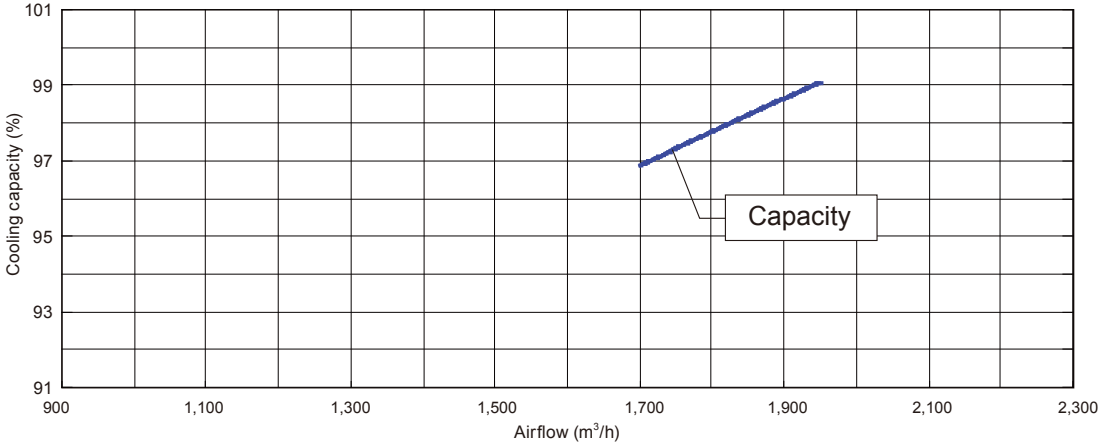


■ MODEL: AR*G36LMLE

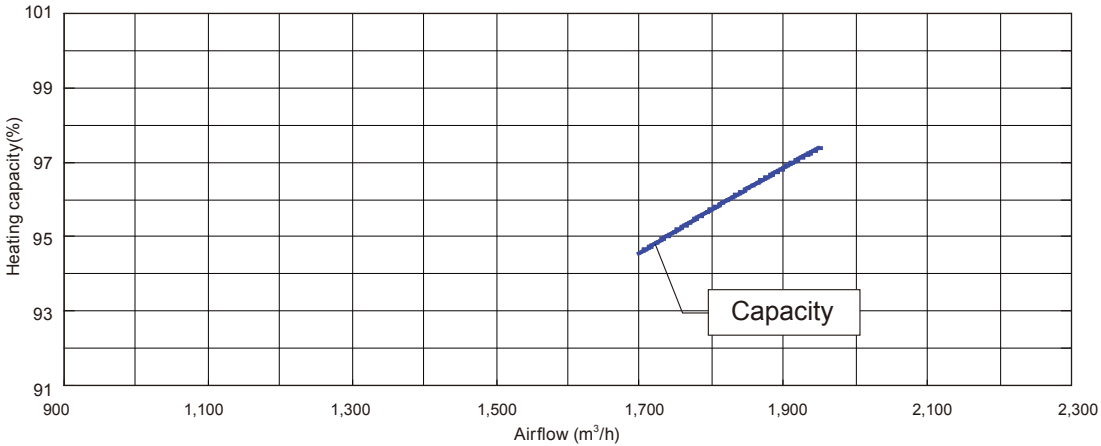
			Static pressure (Pa)							
			17	26	32	38	45	55	64	80
FAN SPEED	Hi	m³/h	-	-	-	-	-	1950	1860	1700
		l/s	-	-	-	-	-	542	517	472
		CFM	-	-	-	-	-	1148	1095	1001
	Med	m³/h	-	-	-	-	1730	1620	1520	-
		l/s	-	-	-	-	481	450	422	-
		CFM	-	-	-	-	1018	953	895	-
	Low	m³/h	-	1340	1265	1190	-	-	-	-
		l/s	-	372	351	331	-	-	-	-
		CFM	-	789	745	700	-	-	-	-
	Quiet	m³/h	1080	970	-	-	-	-	-	-
		l/s	300	269	-	-	-	-	-	-
		CFM	636	571	-	-	-	-	-	-



● Cooling



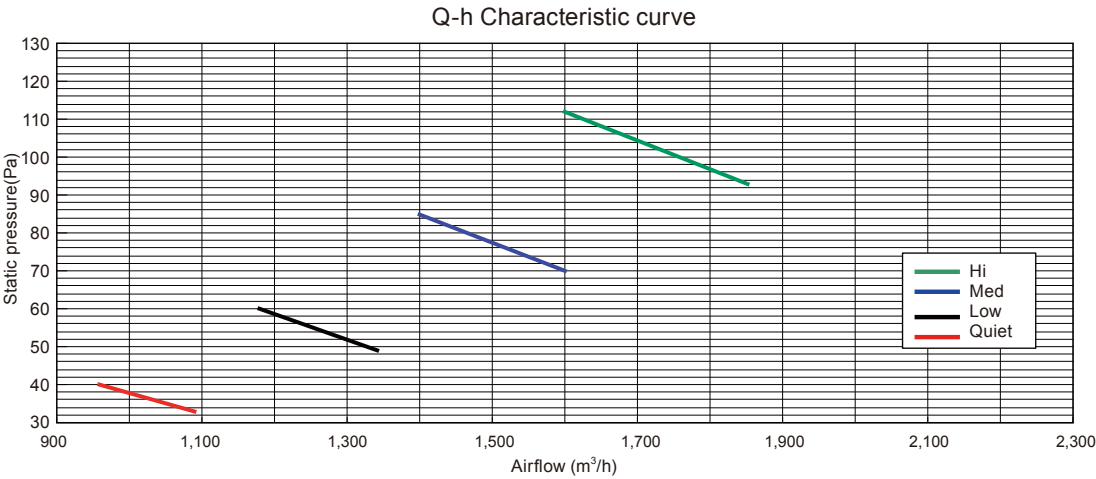
● Heating



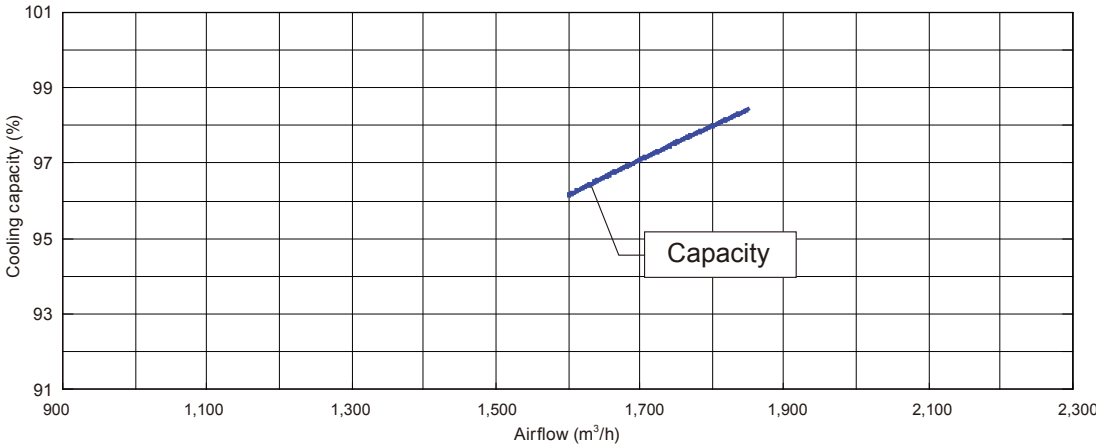
7-3. STATIC PRESSURE MODE 2

MODEL: AR*G30LMLE

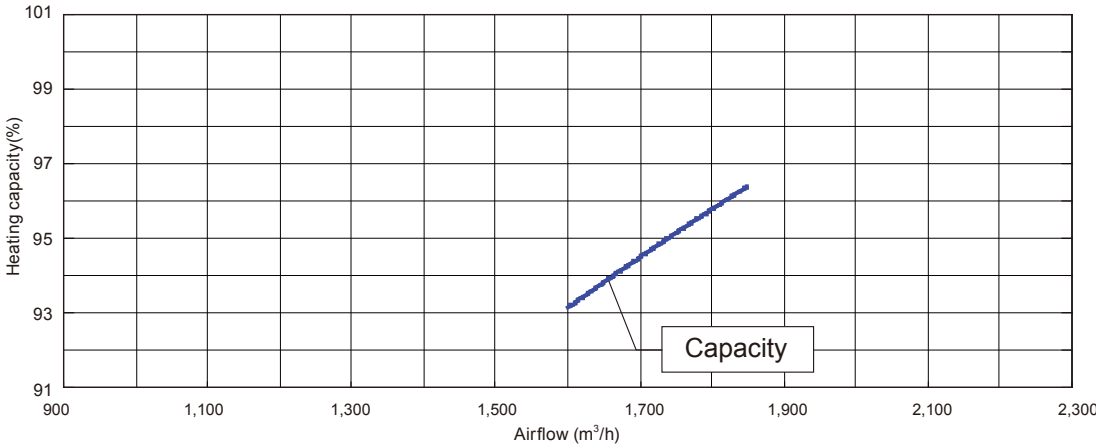
			Static pressure (Pa)							
FAN SPEED	Hi	m³/h	33	40	49	60	70	85	93	112
		l/s	-	-	-	-	-	-	1850	1600
		CFM	-	-	-	-	-	-	514	444
	Med	m³/h	-	-	-	-	1600	1400	-	-
		l/s	-	-	-	-	444	389	-	-
		CFM	-	-	-	-	942	824	-	-
	Low	m³/h	-	-	1340	1180	-	-	-	-
		l/s	-	-	372	328	-	-	-	-
		CFM	-	-	789	695	-	-	-	-
	Quiet	m³/h	1090	960	-	-	-	-	-	-
		l/s	303	267	-	-	-	-	-	-
		CFM	642	565	-	-	-	-	-	-



Cooling

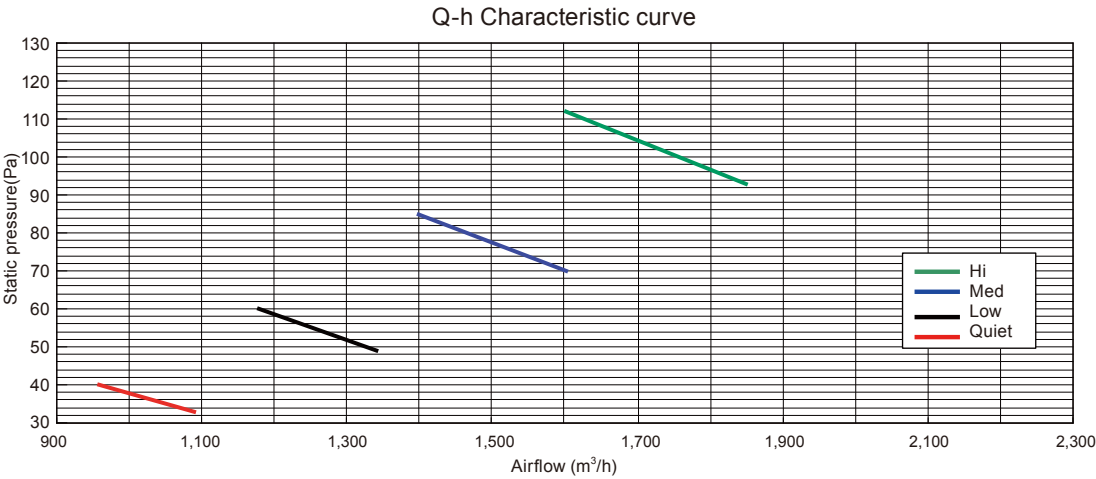


Heating

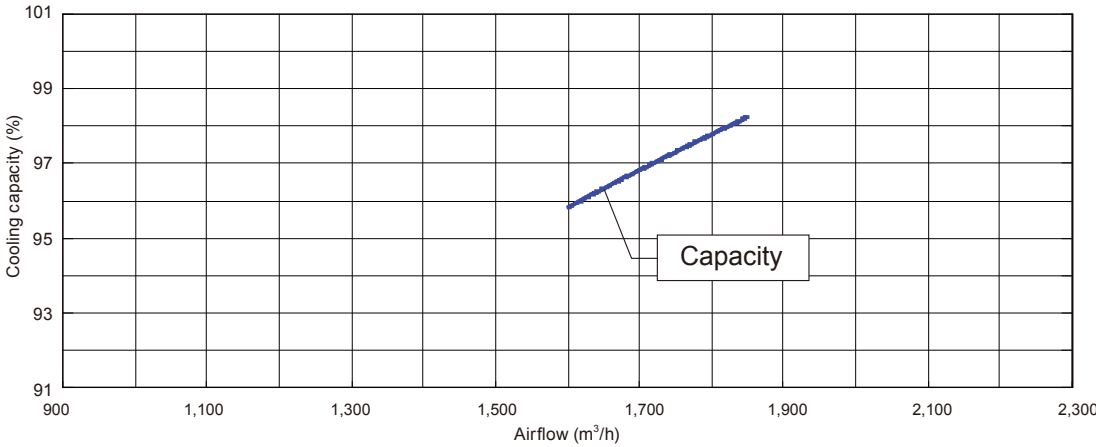


■ MODEL: AR*G36LMLE

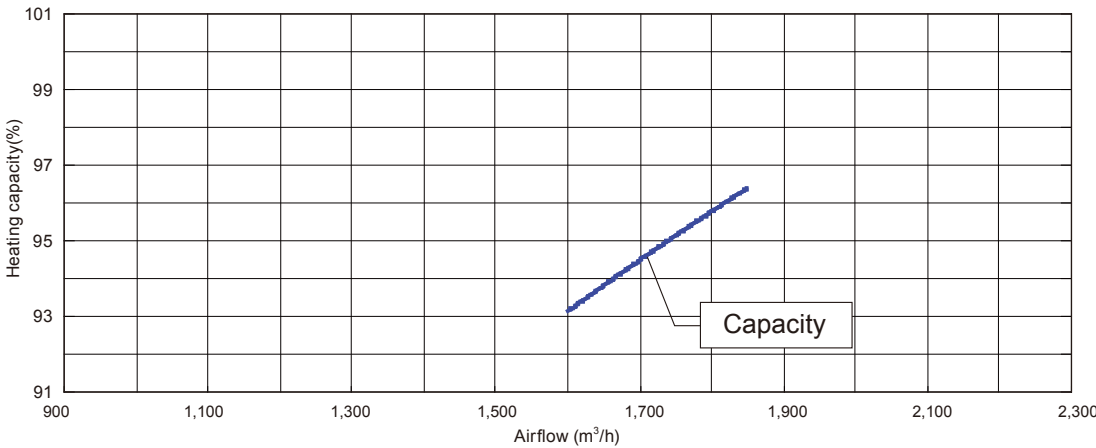
			Static pressure (Pa)							
			33	40	49	60	70	85	93	112
FAN SPEED	Hi	m³/h	-	-	-	-	-	-	1850	1600
		l/s	-	-	-	-	-	-	514	444
		CFM	-	-	-	-	-	-	1089	942
	Med	m³/h	-	-	-	-	1600	1400	-	-
		l/s	-	-	-	-	444	389	-	-
		CFM	-	-	-	-	942	824	-	-
	Low	m³/h	-	-	1340	1180	-	-	-	-
		l/s	-	-	372	328	-	-	-	-
		CFM	-	-	789	695	-	-	-	-
	Quiet	m³/h	1090	960	-	-	-	-	-	-
		l/s	303	267	-	-	-	-	-	-
		CFM	642	565	-	-	-	-	-	-



● Cooling



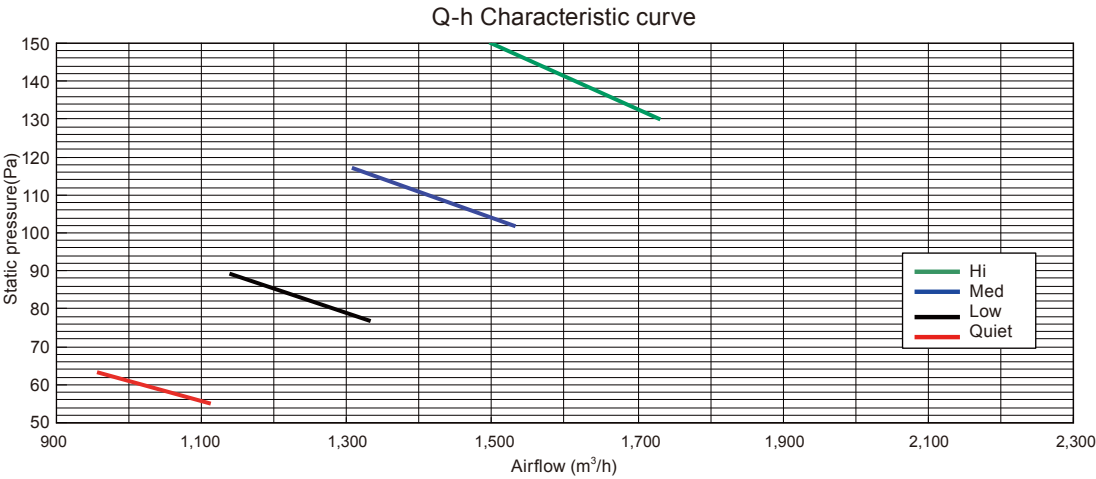
● Heating



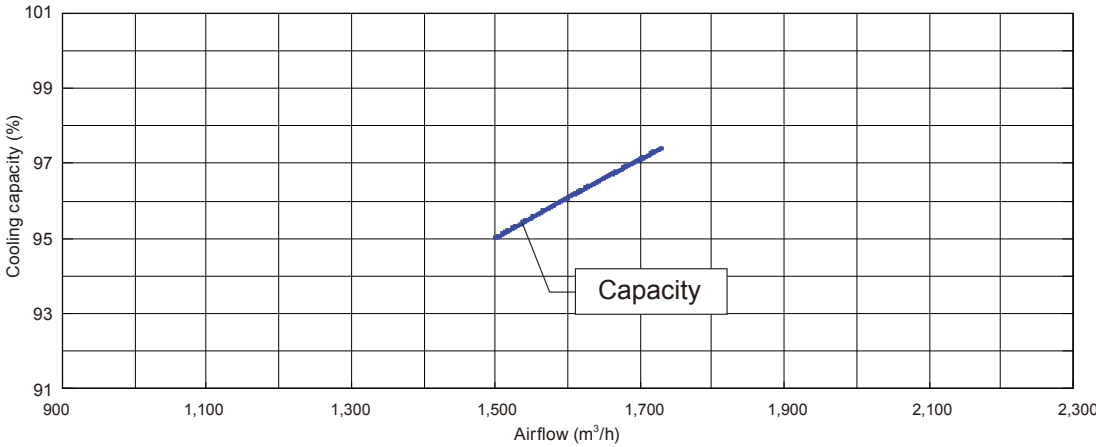
7-4. STATIC PRESSURE MODE 3

MODEL: AR*G30LMLE

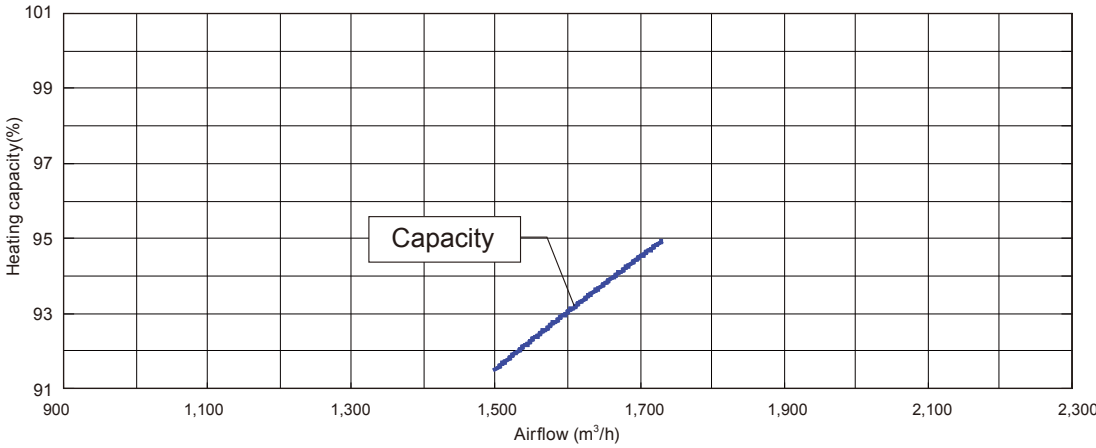
			Static pressure (Pa)							
FAN SPEED	Hi	m³/h	55	63	77	89	102	117	130	150
		l/s	-	-	-	-	-	-	1730	1500
		CFM	-	-	-	-	-	-	481	417
	Med	m³/h	-	-	-	-	1530	1310	-	-
		l/s	-	-	-	-	425	364	-	-
		CFM	-	-	-	-	901	771	-	-
	Low	m³/h	-	-	1330	1140	-	-	-	-
		l/s	-	-	369	317	-	-	-	-
		CFM	-	-	783	671	-	-	-	-
	Quiet	m³/h	1110	960	-	-	-	-	-	-
		l/s	308	267	-	-	-	-	-	-
		CFM	653	565	-	-	-	-	-	-



Cooling

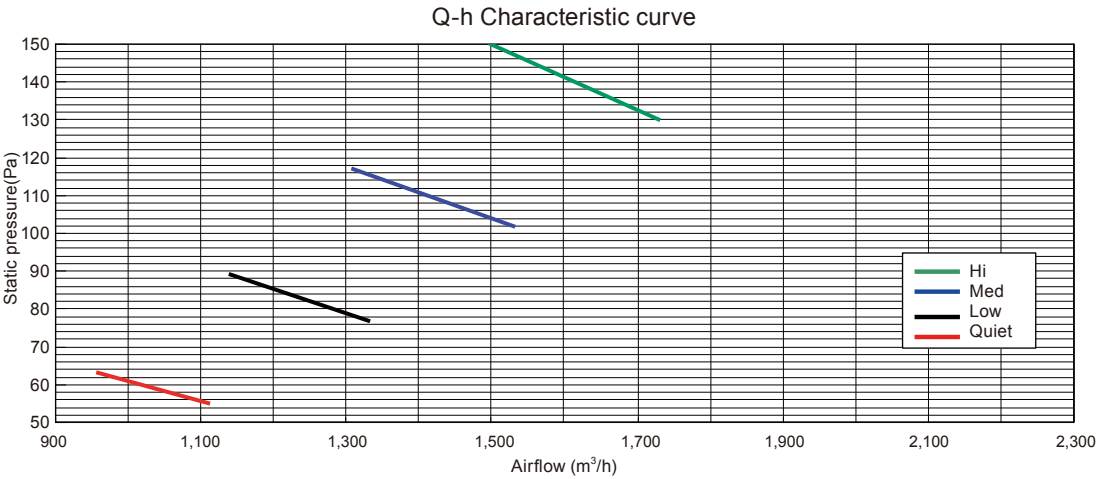


Heating

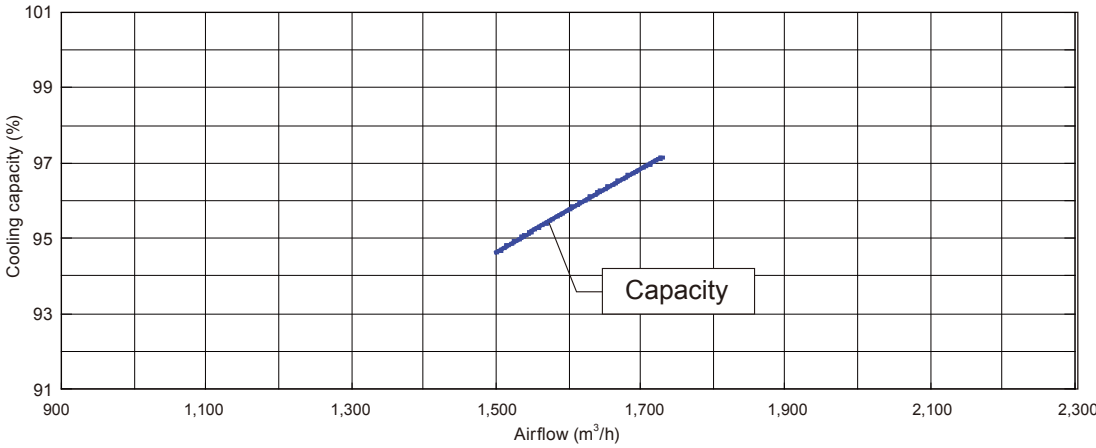


■ MODEL: AR*G36LMLE

			Static pressure (Pa)							
			55	63	77	89	102	117	130	150
FAN SPEED	Hi	m³/h	-	-	-	-	-	-	1730	1500
		l/s	-	-	-	-	-	-	481	417
		CFM	-	-	-	-	-	-	1018	883
	Med	m³/h	-	-	-	-	1530	1310	-	-
		l/s	-	-	-	-	425	364	-	-
		CFM	-	-	-	-	901	771	-	-
	Low	m³/h	-	-	1330	1140	-	-	-	-
		l/s	-	-	369	317	-	-	-	-
		CFM	-	-	783	671	-	-	-	-
	Quiet	m³/h	1110	960	-	-	-	-	-	-
		l/s	308	267	-	-	-	-	-	-
		CFM	653	565	-	-	-	-	-	-



● Cooling



● Heating

