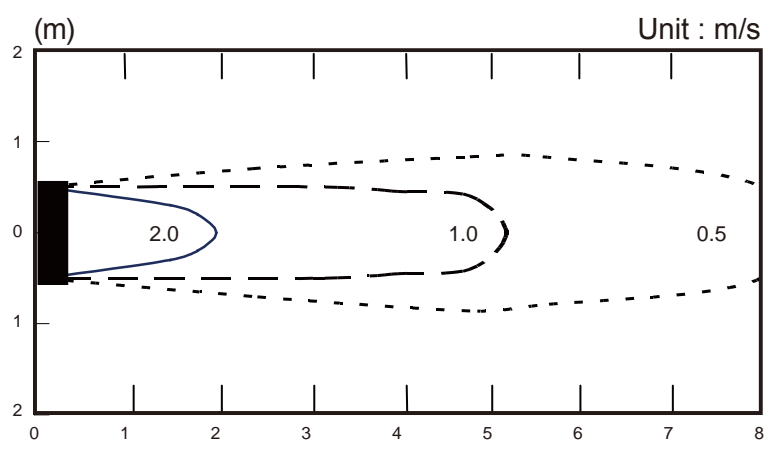


7. FAN PERFORMANCE

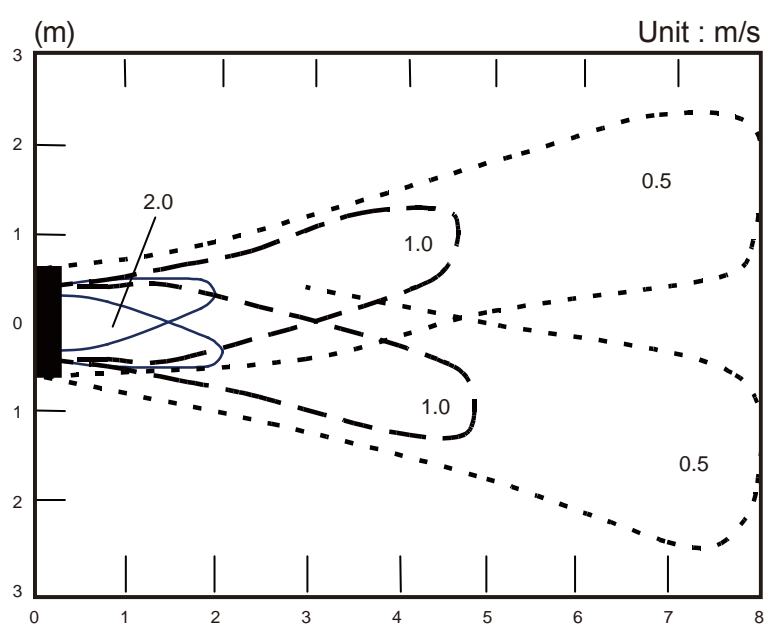
7-1. AIR VELOCITY DISTRIBUTION

Conditions:
 Fan speed : HIGH
 Operation mode : FAN
 Voltage : 230 V

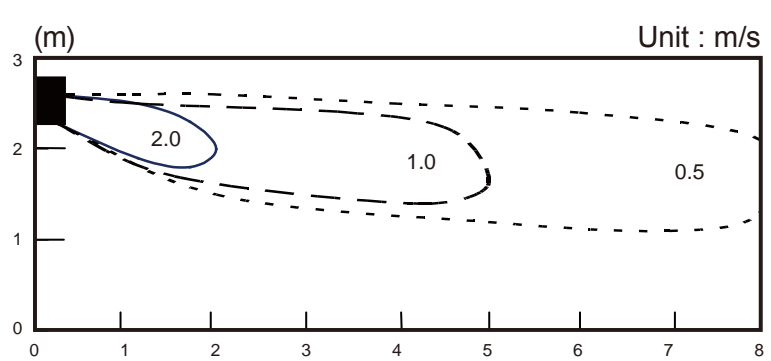
■ MODEL: AS*G18LF



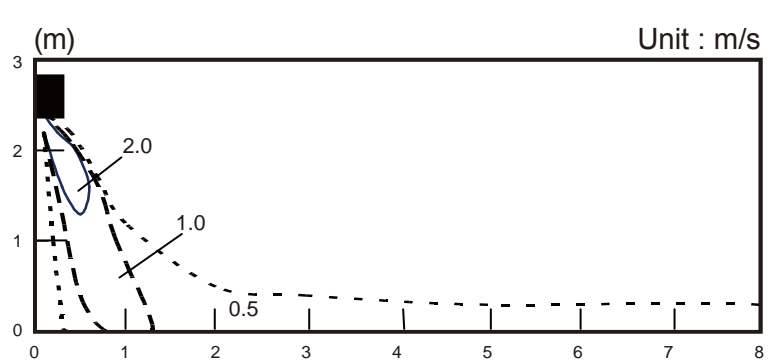
Top view
 Vertical airflow direction louver : Up
 Horizontal airflow direction louver : Center
 (m)



Top view
 Vertical airflow direction louver : Up
 Horizontal airflow direction louver : Right & Left
 (m)



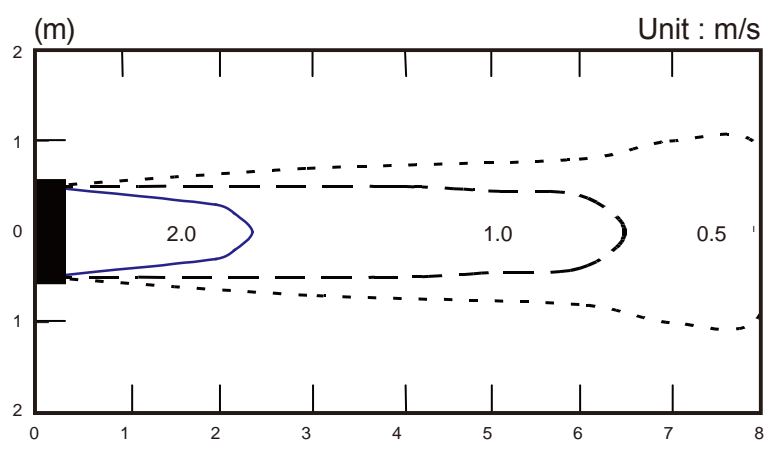
Side view
 Vertical airflow direction louver : Up
 Horizontal airflow direction louver : Center
 (m)



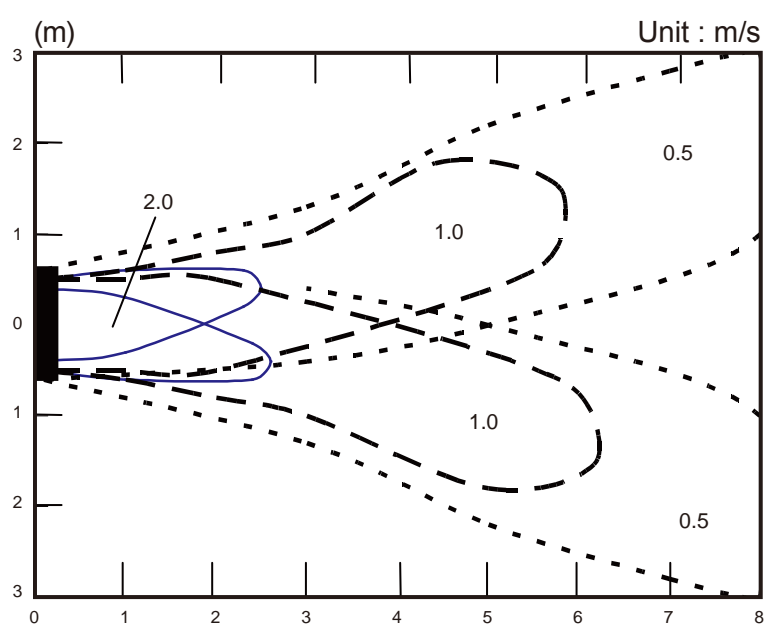
Side view
 Vertical airflow direction louver : Down
 Horizontal airflow direction louver : Center
 (m)

Conditions:
Fan speed : HIGH
Operation mode : FAN
Voltage : 230 V

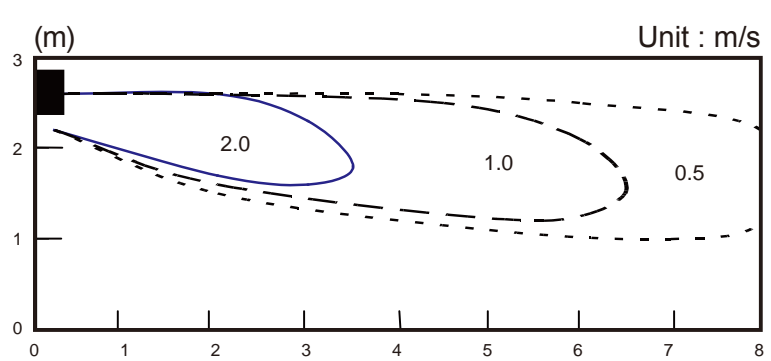
■ MODEL: AS*G24LF, AS*G30LF



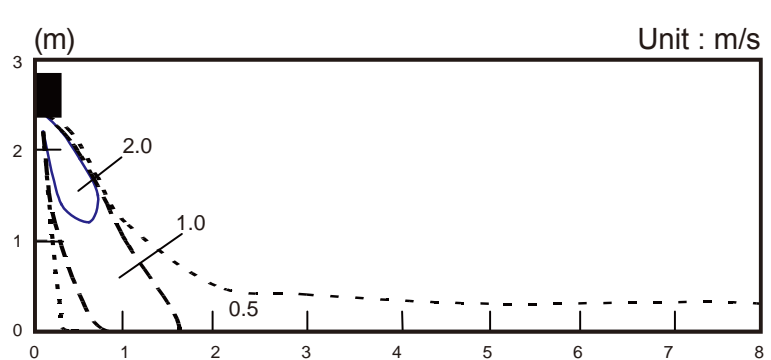
Top view
Vertical airflow direction louver : Up
Horizontal airflow direction louver : Center
(m)



Top view
Vertical airflow direction louver : Up
Horizontal airflow direction louver : Right & Left
(m)



Side view
Vertical airflow direction louver : Up
Horizontal airflow direction louver : Center
(m)



Side view
Vertical airflow direction louver : Down
Horizontal airflow direction louver : Center
(m)

7-2. AIRFLOW

■ MODEL: AS*G18LF

● Cooling / Heating

Fan speed	Number of rotations (r.p.m.)	Airflow	
HIGH	1220	m ³ /h	900
		l/s	250
		CFM	530
MED	1020	m ³ /h	740
		l/s	206
		CFM	435
LOW	900	m ³ /h	620
		l/s	172
		CFM	365
QUIET	710	m ³ /h	550
		l/s	153
		CFM	324

■ **MODEL: AS*G24LF**

● **Cooling**

Fan speed	Number of rotations (r.p.m.)	Airflow	
		m ³ /h	l/s
HIGH	1430	1100	306
		647	183
		CFM	647
MED	1220	900	250
		530	150
		CFM	530
LOW	1020	740	206
		435	123
		CFM	435
QUIET	860	580	161
		341	97
		CFM	341

● **Heating**

Fan speed	Number of rotations (r.p.m.)	Airflow	
		m ³ /h	l/s
HIGH	1480	1120	311
		659	183
		CFM	659
MED	1220	900	250
		530	150
		CFM	530
LOW	1020	740	206
		435	123
		CFM	435
QUIET	860	580	161
		341	97
		CFM	341

■ MODEL: AS*G30LF

● Cooling

Fan speed	Number of rotations (r.p.m.)	Airflow	
		m ³ /h	l/s
HIGH	1430	1100	306
		647	185
		CFM	647
MED	1220	900	250
		530	150
		CFM	530
LOW	1020	740	206
		435	123
		CFM	435
QUIET	900	620	172
		365	104
		CFM	365

● Heating

Fan speed	Number of rotations (r.p.m.)	Airflow	
		m ³ /h	l/s
HIGH	1530	1150	319
		677	191
		CFM	677
MED	1220	900	250
		530	150
		CFM	530
LOW	1020	740	206
		435	123
		CFM	435
QUIET	900	620	172
		365	104
		CFM	365