

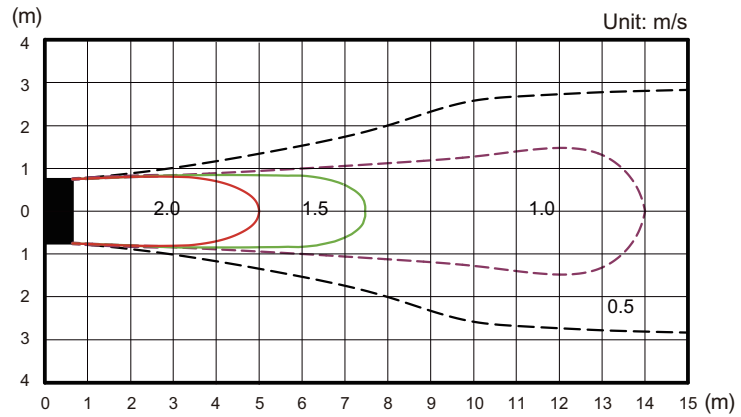
5. Fan performance

5-1. Air velocity distributions

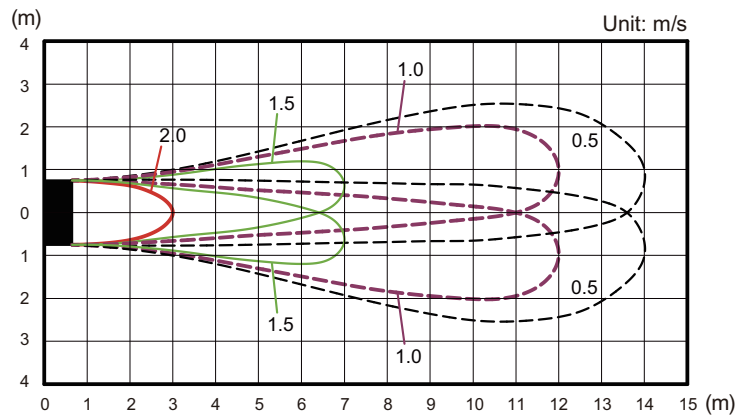
■ Models: ASYH30KMTB and ASYH36KMTB

| | | |
|----------------------|-----------|----------------|
| Measuring conditions | Fan speed | Operation mode |
| | HIGH | FAN |

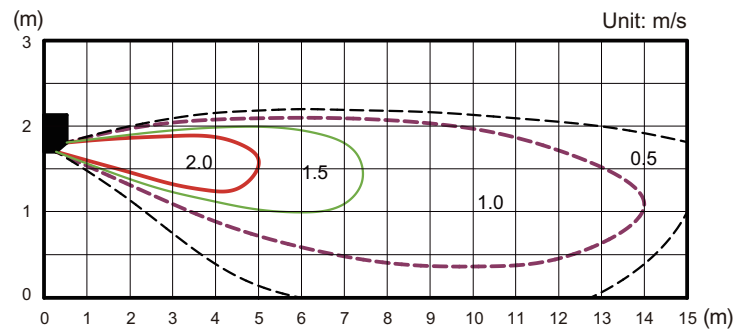
Top view
Horizontal louver: Up
Vertical louver: Center



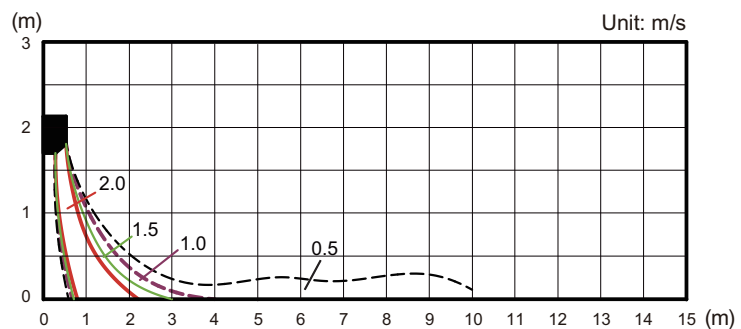
Top view
Horizontal louver: Up
Vertical louver: Left & Right



Side view
Horizontal louver: Up
Vertical louver: Center



Side view
Horizontal louver: Down
Vertical louver: Center



5-2. Airflow

■ Models: ASYH30KMTB and ASYH36KMTB

● Cooling

| Fan speed | Airflow | |
|-----------|-------------------|-------|
| HIGH | m ³ /h | 1,330 |
| | l/s | 369 |
| | CFM | 783 |
| MED | m ³ /h | 1,100 |
| | l/s | 306 |
| | CFM | 647 |
| LOW | m ³ /h | 920 |
| | l/s | 256 |
| | CFM | 542 |
| QUIET | m ³ /h | 720 |
| | l/s | 200 |
| | CFM | 424 |

● Heating

| Fan speed | Airflow | |
|-----------|-------------------|-------|
| HIGH | m ³ /h | 1,330 |
| | l/s | 369 |
| | CFM | 783 |
| MED | m ³ /h | 1,100 |
| | l/s | 306 |
| | CFM | 647 |
| LOW | m ³ /h | 920 |
| | l/s | 256 |
| | CFM | 542 |
| QUIET | m ³ /h | 720 |
| | l/s | 200 |
| | CFM | 424 |