

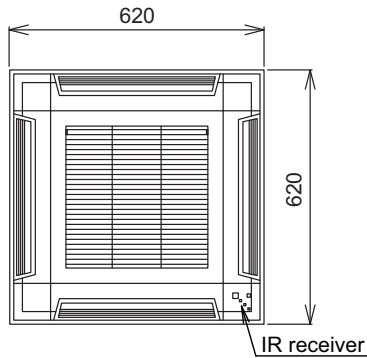
4. Dimensions

4-1. Compact cassette type

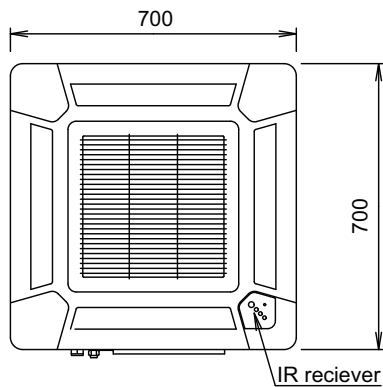
- Models: AUXB004GLEH, AUXB007GLEH, AUXB009GLEH, AUXB012GLEH, AUXB014GLEH, AUXB018GLEH, and AUXB024GLEH

Unit: mm

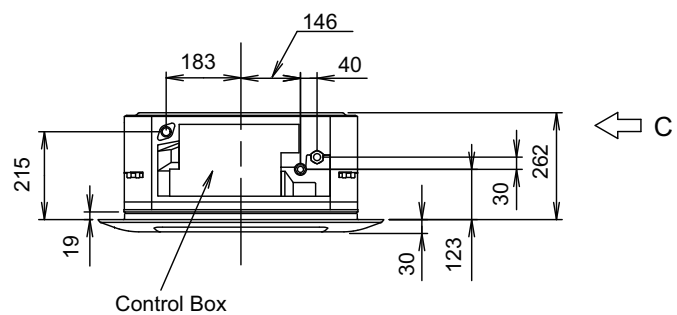
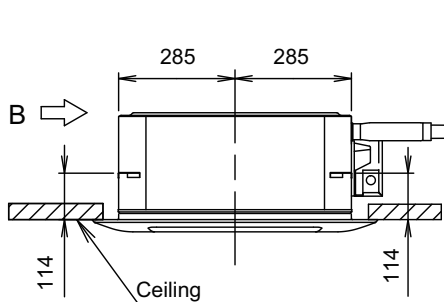
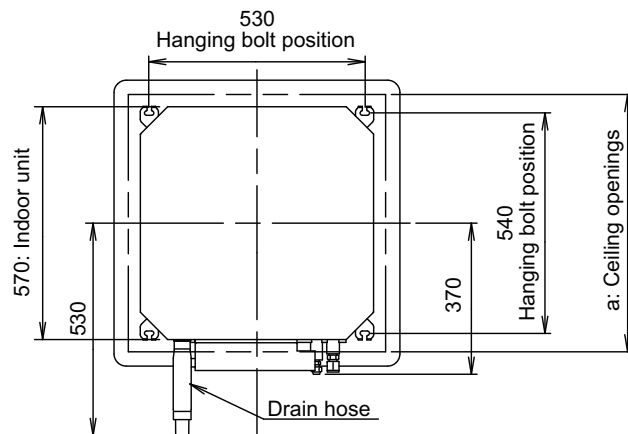
Grid type grille




Standard type grille



View A



View B



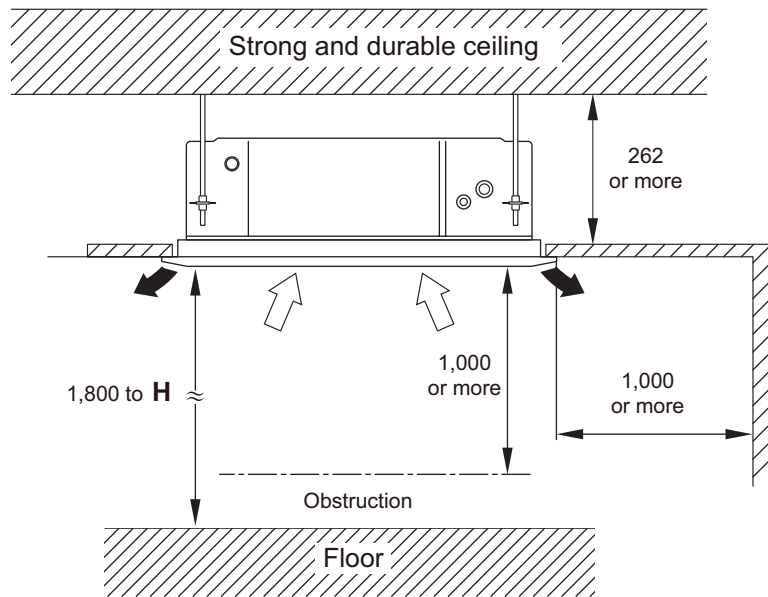
View C

a: Ceiling openings

a: Ceiling openings			
Cassette grille	Standard type	mm	580 to 660
	Grid type		580 to 610

■ Installation space

Unit: mm

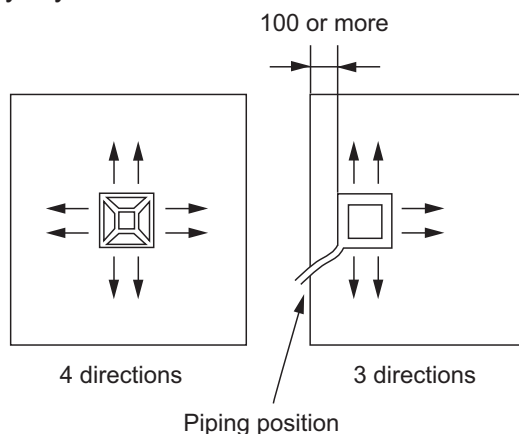


Be sure to make function setting with the remote controller according to the installed ceiling height.

H: The maximum height from floor to ceiling (mm)						
Ceiling height	Model code					
	04	07	09	12	14	18
Standard	2,700					
High ceiling	—			3,000		

● Installation notices

- When installing the indoor unit, be careful about the maintenance space.
- To set “3-direction”, Air outlet shutter plate (option) must be installed, and the “outlet-direction” need to be switched to “3-way” by the remote controller.



- In 3-way outlet mode, changing of ceiling height setting by function setting 20 is prohibited. (Ceiling height setting [function setting 20] is allowed to be changed only in 4-way outlet mode.)
- Use the Insulation kit for high humidity (option), when the condition under the roof is over 80% in humidity and over 30°C in temperature. Otherwise, there is a risk of condensation on the ceiling.