
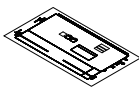


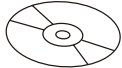


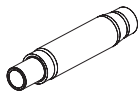






## 11-5. One way flow cassette type

Name and shape	Q'ty	Application	Name and shape	Q'ty	Application
 Operating manual	1		 Template	1	For installing indoor unit
 Installation manual	1		 Washer	8	For installing indoor unit
 Operating manual (CD-ROM)	1		 Drain hose installation B	1	Insulates the drain hose
 Cable tie (Large)	4	For fixing the coupler heat insulation.	 Drain hose	1	For installing drain pipe VP25 (O.D.32, I.D.25)
 Cable tie (Medium)	2	For transmission cable and remote controller cable binding	 Hose band	1	For installing drain hose
 Coupler heat insulation (Small)	1	For indoor side pipe joint (small pipe)	 Coupler heat insulation (Large)	1	For indoor side pipe joint (large pipe)